

Grandeur Peak Global Opportunities Fund

GPGOX | GPGIX

PORTFOLIO MANAGEMENT

BENJAMIN GARDINER

Portfolio Manager

Fund Tenure: 2021

BLAKE WALKER

Portfolio Manager

Fund Tenure: 2011

AMY HU SUNDERLAND, CFA®

Guardian Portfolio Manager

Fund Tenure: 2017

FUND OVERVIEW

OBJECTIVE The Fund's investment objective is long-term growth of capital.

DESCRIPTION The Fund invests primarily in micro to small cap companies that are economically tied to U.S. and foreign markets.

INVESTMENT OPPORTUNITY

GLOBAL MARKETS	MICRO TO MIDCAP COMPANIES	HIGH-QUALITY GROWTH COMPANIES

FUND FACTS

	Investor	Institutional
Symbol	GPGOX	GPGIX
Inception	October 17, 2011	October 17, 2011
CUSIP	38656X500	38656X609
Expense Ratio	1.60% Gross 1.54% Net	1.35% Gross 1.29% Net
Minimum Investment	\$1,000 \$100 UTMA	\$1,000 \$100 UTMA
Benchmarks	MSCI ACWI Small Cap Index ¹ MSCI ACWI IMI Index ²	

FUND PERFORMANCE | As of June 30, 2024

	CUMULATIVE RETURNS		ANNUALIZED RETURNS					Since Inception
	QTR	YTD	1 YR	3 YR	5 YR	10 YR		
Investor Class (GPGOX)	-4.21%	-9.07%	-1.58%	-9.95%	6.38%	6.41%	10.21%	
Institutional Class (GPGIX)	-4.11%	-9.09%	-1.54%	-9.75%	6.62%	6.64%	10.49%	
MSCI ACWI Small Cap Index	-1.41%	2.55%	11.16%	-0.28%	7.79%	6.70%	9.49%	
MSCI ACWI IMI Index	2.53%	10.56%	18.94%	5.20%	10.88%	8.71%	10.62%	

Data shows past performance, which is not indicative of future performance. Current performance may be lower or higher than the data quoted. For the most recent month-end performance data, visit grandeurpeakglobal.com. Investment returns and principal value will fluctuate and shares, when redeemed, may be worth more or less than their original cost. For performance information current to the most recent month-end, please call toll-free 1-855-377-PEAK (7235). The Advisor may absorb certain Fund expenses, without which total return would have been lower. Net Expense Ratio reflect the expense waiver, if any, contractually agreed to through October 6, 2024. A 2% redemption fee will be deducted on fund shares held 60 days or less. Performance data does not reflect this redemption fee or taxes.

PORTFOLIO CHARACTERISTICS

	Fund	MSCI ACWI Small Cap Index
Estimated 3-Year EPS Growth ³	12.9%	13.5%
Trailing P/E ⁴	21.0	22.8
Return on Assets ⁵	10.3%	4.7%
Operating Margin ⁶	17.2%	14.9%
Debt/Equity ⁷	67%	89%
Weighted Average Market Cap ⁸	\$4,541	\$4,170
Median Market Cap ⁹	\$1,646	\$1,308
Number of Holdings	158	6,087
Portfolio Turnover ¹⁰	35%	n/a

GRANDEUR PEAK GLOBAL ADVISORS

Since 2011, we've canvassed the globe to identify high-quality micro to midcap companies with long-term earnings growth potential.

Institutional | Financial Advisers

Todd Matheny, Head of Client Relations
 801.384.0095
tmatheny@grandeurpeakglobal.com

Individual Investors

Investor Services
 855.377.PEAK (7325)
grandeurpeak@ultimusfundsolutions.com

Grandeur Peak Global Opportunities Fund

June 30, 2024



EQUITY PORTFOLIO COMPOSITION | Cash & Equivalents of 0.9%

TOP 10 COMPANY HOLDINGS | As of April 30, 2024

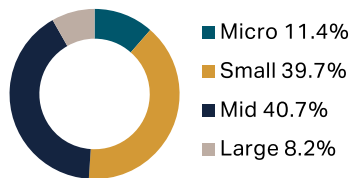
Company	% of Portfolio	Country	Sector
1 B & M European Value Retail SA	3.7%	Britain	Consumer
2 Littelfuse, Inc.	3.0%	United States	Industrials
3 Virbac SA	2.5%	France	Health Care
4 BayCurrent Consulting, Inc.	1.7%	Japan	Technology
5 CVS Group plc	1.6%	Britain	Health Care
6 Melexis NV	1.5%	Belgium	Technology
7 Volvation Group PLC	1.5%	Britain	Industrials
8 Vietnam Technological & Comm Joint-stock Bank	1.4%	Vietnam	Financials
9 Qualys, Inc.	1.3%	United States	Technology
10 Silergy Corp	1.3%	China	Technology
Total	19.3%		

TOP 5 COUNTRY HOLDINGS

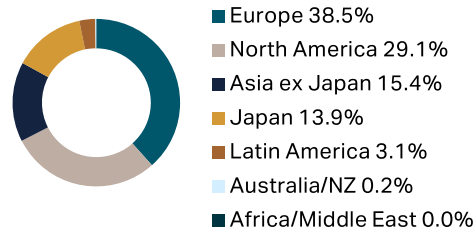
Country	% of Portfolio
1 United States	25.9%
2 Britain	16.0%
3 Japan	13.9%
4 France	5.4%
5 Sweden	3.9%
Total Top 5	65.1%

Portfolio holdings are subject to change at any time. References to specific securities should not be construed as recommendations by the Fund or its Advisor. Current and future holdings are subject to risk. Holdings are released on a 60-day lag from the most recent quarter end per the Grandeur Peak Holdings Release Policy.

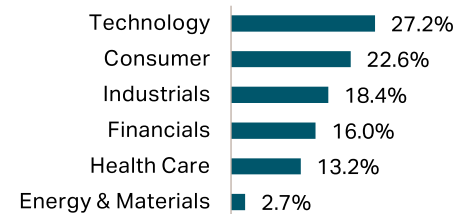
MARKET CAPITALIZATION



REGIONS



SECTORS



An investor should consider investment objectives, risks, charges, and expenses carefully before investing. To obtain a prospectus, containing this and other information, visit grandeurpeakglobal.com or call 1-855-377-PEAK (7325). Please read it carefully before investing.

The Advisor may absorb certain Fund expenses, without which total return would have been lower. Net Expense Ratio reflect the expense waiver, if any, contractually agreed to through October 6, 2024. A 2% redemption fee will be deducted on fund shares held 60 days or less. Performance data does not reflect this redemption fee or taxes. Mutual fund investing involves risks and loss of principal is possible.

Investing in small and micro-cap funds will be more volatile, and loss of principal could be greater than investing in large cap or more diversified funds. Investing in foreign securities entails special risks, such as currency fluctuations and political uncertainties, which are described in more detail in the prospectus. Investments in emerging markets are subject to the same risks as other foreign securities and may be subject to greater risks than investments in foreign countries with more established economies and securities markets. Diversification does not eliminate the risk of experiencing investment loss.

1 The **MSCI ACWI Small Cap Index** is designed to measure the equity market performance of small-cap companies across developed and emerging markets globally. 2 The **MSCI ACWI IMI Index** is designed to measure the equity market performance of large, mid, and small-cap companies across developed and emerging markets globally. MSCI makes no express or implied warranties or representations and shall have no liability whatsoever with respect to any MSCI data contained herein. The MSCI data may not be further redistributed or used to create indices or financial products. You cannot invest directly in any index. 3 **Estimated 3 Year EPS Growth**. Estimated percentage increase in earnings per share (EPS) per year of the fund's holdings over the next 3 years. EPS measures a company's profitability, indicating how much profit each outstanding share of common stock has earned. These returns are not guaranteed. Actual EPS growth may be higher or lower. 4 **Trailing P/E**. The trailing 12-month Price/Earnings (P/E) of the portfolio. P/E measures a company's share price relative to its EPS. Sum of the stock prices of the fund's holdings divided by the aggregate earnings per share of those holdings for the prior 12 months. 5 **Return on Assets**. Weighted average Return on Assets (ROA) of the portfolio's holdings, calculated by dividing a company's annual returns by its total assets. 6 **Operating Margin**. A measurement of what proportion of a company's revenue is left over after paying for variable costs of production such as wages, raw materials, etc. It is calculated by dividing Operating Income by Net Sales. 7 **Debt/Equity**. A measure of a company's financial leverage. It is calculated by dividing its total liabilities by stockholders' equity. 8 **Weighted Average Market Cap**. The average market capitalization of companies held by the fund, weighted in proportion to their percentage of net assets in the fund. 9 **Median Market Cap**. The midpoint of market capitalization of companies held by the fund. 10 **Portfolio Turnover**. A measure of annual trading activity in the fund's portfolio, expressed as a percentage of the fund's average total assets.

Micro-cap: less than \$500M. **Small-cap:** \$500M - \$2.5B. **Mid-cap:** \$2.5B - \$10B. **Large-cap:** larger than \$10B.

CFA is a trademark owned by CFA Institute. Todd Matheny is a registered representative of Foreside Financial Services, LLC., which is not affiliated with Grandeur Peak Global Advisors or its affiliates. Grandeur Peak Funds are distributed by Northern Lights Distributors, LLC (Member FINRA). Northern Lights Distributors, LLC is not affiliated with Grandeur Peak Global Advisors, LLC or Foreside Financial Services, LLC.

©2024 Grandeur Peak Global Advisors, LLC.

20240710-3700551