

Quantified

FUNDS

Quantified Managed Income Fund

Investor Class Shares QBDSX
Advisor Class Shares QBDA

Quantified Market Leaders Fund

Investor Class Shares QMLFX
Advisor Class Shares QMLAX

Quantified Alternative Investment Fund

Investor Class Shares QALTX
Advisor Class Shares QALAX

Quantified STF Fund

Investor Class Share QSTFX
Advisor Class Shares QSTAX

Quantified Tactical Fixed Income Fund

Investor Class Shares QFITX
Advisor Class Shares QTSAX

Quantified Evolution Plus Fund

Investor Class Shares QEVOX
Advisor Class Shares- QEVA

Quantified Common Ground Fund

Investor Class Shares QCGDX
Advisor Class Shares QCGAX

Quantified Pattern Recognition Fund

Investor Class Shares QSPMX
Advisor Class Shares QSPAX

Quantified Tactical Sectors Fund

Investor Class Shares QTSSX
Advisor Class Shares QTSTX

Quantified Government Income Tactical Fund

Investor Class Shares QGITX
Advisor Class Shares QGATX

Quantified Rising Dividend Tactical Fund

Investor Class Shares QRDTX
Advisor Class Shares QRDA

Quantified Global Fund

Investor Class Shares QGBLX
Advisor Class Shares QGBAX

Quantified Eckhardt Managed Futures Strategy Fund

Investor Class Shares QETCX
Advisor Class Shares QETAX

PROSPECTUS

November 1, 2024

Adviser:

ADVISORS PREFERRED

Advisors Preferred, LLC
1445 Research Boulevard, Ste. 530
Rockville, MD 20850

Sub-Adviser:



FLEXIBLE PLAN
INVESTMENTS

Flexible Plan Investments, Ltd.
3883 Telegraph Road, Suite 100
Bloomfield Hills, MI 48302

The Securities and Exchange Commission and the Commodity Futures Trading Commission have not approved or disapproved these securities or determined if this Prospectus is truthful or complete. Any representation to the contrary is a criminal offense.

Table of Contents

FUND SUMMARIES	1
QUANTIFIED MANAGED INCOME FUND	1
QUANTIFIED MARKET LEADERS FUND	7
QUANTIFIED ALTERNATIVE INVESTMENT FUND	13
QUANTIFIED STF FUND	20
QUANTIFIED TACTICAL FIXED INCOME FUND	27
QUANTIFIED EVOLUTION PLUS FUND	32
QUANTIFIED COMMON GROUND FUND	38
QUANTIFIED PATTERN RECOGNITION FUND	43
QUANTIFIED TACTICAL SECTORS FUND	48
QUANTIFIED GOVERNMENT INCOME TACTICAL FUND	53
QUANTIFIED RISING DIVIDEND TACTICAL FUND	58
QUANTIFIED GLOBAL FUND	63
QUANTIFIED ECKHARDT MANAGED FUTURES STRATEGY FUND	68
ADDITIONAL INFORMATION ABOUT PRINCIPAL INVESTMENT STRATEGIES AND RELATED RISKS	74
INVESTMENT OBJECTIVES	74
PRINCIPAL INVESTMENT STRATEGIES	74
PRINCIPAL INVESTMENT RISKS	86
LIQUIDITY PROGRAM	98
TEMPORARY INVESTMENTS	98
FUND HOLDINGS DISCLOSURE	98
FUND PROXY VOTING DISCLOSURES	98
TAILORED SHAREHOLDER DISCLOSURE	98
CYBERSECURITY	99
MANAGEMENT	100
INVESTMENT ADVISER	100
SUBADVISER	100
SUBADVISER PORTFOLIO MANAGERS	101
HOW SHARES ARE PRICED	102
HOW TO PURCHASE SHARES	103
HOW TO REDEEM SHARES	106
FREQUENT PURCHASES AND REDEMPTIONS OF FUND SHARES	109
TAX STATUS, DIVIDENDS AND DISTRIBUTIONS	110
DISTRIBUTION OF SHARES	111
DISTRIBUTOR	111
DISTRIBUTION FEES	111
ADDITIONAL COMPENSATION TO FINANCIAL INTERMEDIARIES	111
HOUSEHOLDING	111
FINANCIAL HIGHLIGHTS	112
PRIVACY NOTICE	128

FUND SUMMARIES

QUANTIFIED MANAGED INCOME FUND

Investment Objective: The Quantified Managed Income Fund (the “Fund”) seeks high total return from fixed income investments on an annual basis consistent with a moderate tolerance for risk.

Fees and Expenses of the Fund: This table describes the fees and expenses that you may pay if you buy, hold and sell shares of the Fund. **You may pay other fees, such as brokerage commissions and other fees to financial intermediaries, which are not reflected in the table and Examples below.**

Annual Fund Operating Expenses (expenses that you pay each year as a percentage of the value of your investment)	Investor Class Shares	Advisor Class Shares
Management Fees	0.75%	0.75%
Distribution and/or Service (12b-1) Fees	0.25%	1.00%
Other Expenses	0.35% ⁽¹⁾	0.19%
Acquired Fund Fees and Expenses ⁽²⁾	<u>0.32%</u>	<u>0.32%</u>
Total Annual Fund Operating Expenses⁽²⁾	1.67%	2.26%

(1) Includes up to 0.15% for sub-transfer agent and sub-accounting fees.

(2) The operating expenses in this fee table will not correlate to the expense ratio in the Fund’s financial highlights because the financial statements include only the direct operating expenses incurred by the Fund and do not include the indirect costs of investing in other investment companies.

Example: This Example is intended to help you compare the cost of investing in the Fund with the cost of investing in other mutual funds.

The Example assumes that you invest \$10,000 in the Fund for the time periods indicated and then redeem all of your shares at the end of those periods. The Example also assumes that your investment has a 5% return each year and that the Fund’s operating expenses remain the same. Although your actual costs may be higher or lower, based upon these assumptions your costs would be:

Class	1 Year	3 Years	5 Years	10 Years
Investor	\$170	\$526	\$907	\$1,976
Advisor	\$229	\$706	\$1,210	\$2,595

Portfolio Turnover: The Fund pays transaction costs, such as commissions, when it buys and sells securities (or “turns over” its portfolio). A higher portfolio turnover may indicate higher transaction costs and may result in higher taxes when Fund shares are held in a taxable account. These costs, which are not reflected in annual fund operating expenses or in the Example, affect the Fund’s performance. During the fiscal year ended June 30, 2024, the Fund’s portfolio turnover rate was 718% of the average value of its portfolio.

Principal Investment Strategies: The Fund’s investment adviser, Advisors Preferred, LLC (the “Adviser”), delegates execution of the Fund’s investment strategy to the subadviser, Flexible Plan Investments, Ltd. (“FPI” or the “Subadviser”). The Subadviser selects investments for the Fund and provides trade placement for fixed income instruments, including cash equivalents. The Adviser provides trade placement for non-fixed income instruments. The Fund invests primarily in income-producing securities. The Fund does so indirectly through exchange-traded funds (“ETFs”), and other closed-end and open-end investment companies that themselves primarily invest in income-producing securities. The underlying income-producing securities to which the Fund seeks to gain exposure primarily include U.S. government securities, corporate debt obligations, foreign debt securities (including emerging markets), and bonds in the lowest credit rating category, also called “junk bonds,” convertible bonds, preferred stocks, common stocks, master limited partnerships (“MLPs”), and real estate investment trusts (“REITs”). The Fund may also invest directly in these types of securities. The Fund may invest in fixed-income securities without any restriction on maturity. The Fund may gain exposure to income securities by using inverse and/or leveraging instruments: leveraged ETF positions, futures contracts, forward contracts, options, and swap agreements, regardless of whether they generate income or dividends, and may invest up to 80% of its assets in short positions. The Fund employs short positions for hedging purposes or to capture returns in down markets.

The Fund employs an aggressive management strategy that typically results in high portfolio turnover. As part of its principal investment strategy the Fund may invest all or part of the Fund assets in short-term and ultra-short-term ETFs and for temporary defensive purposes, the Fund may invest all or part of the Fund assets in cash and/or cash equivalents.

In managing the Fund's assets, the Subadviser employs a dynamic asset allocation strategy. The Subadviser analyzes the overall investment opportunities of various fixed-income investments and market sectors to determine how to position the Fund's portfolio. The Subadviser evaluates and ranks the short-term to intermediate-term performance of each investment and invests in those securities that best fit the percentage allocations deemed beneficial by the Subadviser's multiple proprietary algorithms.

The Subadviser typically assigns each investment in which it invests a minimum holding period, though an investment's actual holding period and allocation weighting will depend on its performance ranking. The allocation weightings will likely not be changed for a time period longer than the assigned holding period. By establishing holding periods, the Subadviser seeks to maintain longer-term core holdings in the Fund. The Subadviser generally evaluates all investments weekly based on its allocation rankings but may reallocate more or less often to minimize the impact and costs associated with trading. Finally, in making the decision to invest in a security, long or short, the Subadviser may utilize proprietary and third-party analysis models that evaluate interest rate trends and other macroeconomic data, market momentum, price patterns and other technical data or data related to accounting periods, tax events and other calendar-related events. In addition, the Subadviser uses the Fund as an asset allocation tool for its other clients, which may lead to purchases and redemptions of Fund shares. Responding to purchase and redemption-related fluctuations in the Fund's size will result in portfolio turnover not directly related to the preceding investment analysis.

Principal Investment Risks: An investment in the Fund entails risks. The Fund could lose money, or its performance could trail that of other investment alternatives. Neither the Subadviser nor the Adviser can guarantee that the Fund will achieve its objective. In addition, the Fund presents some risks not traditionally associated with other fixed income mutual funds. It is important that investors closely review and understand these risks before making an investment in the Fund. Turbulence in financial markets and reduced liquidity in equity, credit and fixed income markets could negatively affect issuers worldwide, including the Fund. There is the risk that you could lose all or a portion of your money on your investment in the Fund.

Subadviser's Investment Strategy Risk – While the Subadviser seeks to take advantage of investment opportunities for the Fund that will maximize its investment returns, there is no guarantee that such opportunities will ultimately benefit the Fund. The Subadviser will aggressively change the Fund's portfolio in response to market conditions that are unpredictable and may expose the Fund to greater market risk than other mutual funds. There is no assurance that the Subadviser's investment strategy will enable the Fund to achieve its investment objective.

Active and Frequent Trading Risk – The Fund may engage in active and frequent trading, leading to increased portfolio turnover, higher transaction costs, and the possibility of increased net realized capital gains, including net short-term capital gains that will be taxable to shareholders as ordinary income when distributed to them. The Subadviser's use of the Fund as an asset allocation tool for its other clients will increase the Fund's portfolio turnover.

Aggressive Investment Techniques Risk – The Fund uses investment techniques that may be considered aggressive. Risks associated with the use of futures contracts and options include potentially dramatic price changes (losses) in the value of the instruments and imperfect correlations between the price of the contract and the underlying security or index. These instruments may increase the volatility of the Fund and may involve a small investment of cash relative to the magnitude of the risk assumed.

Convertible Bond Risk – Convertible bonds are hybrid securities that have characteristics of both bonds and common stocks and are subject to fixed income security risks and conversion value-related equity risk.

Counterparty Risk – The Fund may invest in financial instruments involving counterparties for the purpose of attempting to gain exposure to a particular group of securities or asset class without actually purchasing those securities or investments, or to hedge a position. These financial instruments may include swap agreements. The use of swap agreements involves risks that are different from those associated with ordinary portfolio securities transactions. For example, the Fund bears the risk of loss of the amount expected to be received under a swap agreement in the event of the default or bankruptcy of a swap agreement counterparty. Swap agreements also may be considered to be illiquid. In addition, the Fund may enter into swap agreements that involve a limited number of counterparties, which may increase the Fund's exposure to counterparty credit risk. The Fund does not specifically limit its counterparty risk with respect to any single counterparty. Further, there is a risk that no suitable counterparties are willing to enter into, or continue to enter into, transactions with the Fund and, as a result, the Fund may not be able to achieve its investment objective.

Credit Risk – The Fund could lose money if the issuer or guarantor of a debt security goes bankrupt or is unable or unwilling to make interest payments and/or repay principal. The value of a debt security may decline if there are concerns about an issuer’s ability or willingness to make interest and or principal payments. Changes in an issuer’s financial strength or in an issuer’s or debt security’s credit rating also may affect a security’s value and thus have an impact on Fund performance. The Fund considers all derivatives and non-U.S. Treasury debt instruments as subject to credit risk.

Derivatives Risk – The Fund uses investment techniques, including investments in derivatives such as futures contracts, forward contracts, options, and swaps, which may be considered aggressive. Investments in such derivatives are subject to market risks that may cause their prices to fluctuate over time and may increase the volatility of the Fund. The use of derivatives may expose the Fund to additional risks that it would not be subject to if it invested directly in the securities underlying those derivatives, such as counterparty risk and the risk that the derivatives may become illiquid. The use of derivatives may result in larger losses or smaller gains than otherwise would be the case. In addition, the Fund’s investments in derivatives currently are subject to the following risks:

Futures and Forward Contracts Risk. There may be an imperfect correlation between the changes in the market value of the securities held by the Fund and the prices of futures contracts. There may not be a liquid secondary market for the futures contracts. Forward currency transactions include the risks associated with fluctuations in currency.

Hedging Risk. If the Fund uses a hedging instrument at the wrong time or judges the market conditions incorrectly, the hedge might be unsuccessful, reduce the Fund’s investment return, or create a loss.

Options Risk. There may be an imperfect correlation between the prices of options and movements in the price of the securities (or indices) hedged or used for cover which may cause a given hedge not to achieve its objective.

Swap Agreements Risk. Interest rate swaps are subject to interest rate and credit risk. Total return swaps are subject to counterparty risk, which relates to the credit risk of the counterparty and liquidity risk of the swaps themselves.

Equity Securities Risk – Investments in publicly issued equity securities and securities that provide exposure to equity securities, including common stocks, in general are subject to market risks that may cause their prices to fluctuate over time. Fluctuations in the value of equity securities in which the Fund invests will cause the Net Asset Value (“NAV”) of the Fund to fluctuate.

Foreign Securities Risk – Investments in foreign securities and securities that provide exposure to foreign securities involve greater risks than investing in domestic securities. As a result, the Fund’s returns and NAVs may be affected to a large degree by fluctuations in currency exchange rates, political, diplomatic, or economic conditions and regulatory requirements in other countries. The laws and accounting, auditing, and financial reporting standards in foreign countries typically are not as strict as they are in the U.S., and there may be less public information available about foreign companies. These risks are more pronounced in emerging market countries, which are generally those with per capita income less than half that of the U.S.

Holding Cash Risk – The Fund may hold cash positions when the market is not producing returns greater than the short-term cash investments in which the Fund may invest. There is a risk that the sections of the market in which the Fund invests will begin to rise or fall rapidly and the Fund will not be able to sell stocks quickly enough to avoid losses or reinvest its cash positions into areas of the advancing market quickly enough to capture the initial returns of changing market conditions.

Interest Rate Risk – The value of the Fund’s investment in fixed income securities will fall when interest rates rise. The effect of increased interest rates is more pronounced for any intermediate-term or longer-term fixed income obligations owned by the Fund. Recently, interest rates have been historically low. Current conditions may result in a rise in interest rates, which in turn may result in a decline in the value of the fixed income investments held by the Fund. As a result, for the present, interest rate risk may be heightened.

Leverage Risk – The Fund may use leveraged investments that attempt to amplify the price movement of underlying securities or indices on a daily or other periodic basis, which may be considered aggressive. Such instruments may experience potentially dramatic price changes (losses), imperfect amplification and imperfect correlations between the price of the investment and the underlying security or index which will increase the volatility of the Fund and may involve a small investment of cash relative to the magnitude of the risk assumed. The use of leverage instruments may currently expose the Fund to additional risks that it would not be subject to if it invested directly in the securities underlying those derivatives. The use of leveraged instruments may result in larger losses or smaller gains than otherwise would be the case.

Lower-Quality Debt Securities Risk – The Fund will invest a significant portion of its assets in securities rated below investment grade or “junk bonds.” Junk bonds may be sensitive to economic changes, political changes, or adverse developments specific to a company. These securities are considered speculative and generally involve greater risk of default or price changes than other types of fixed-income securities and the Fund’s performance may vary significantly as a result.

Market Risk – Overall investment market risks affect the value of the Fund. Factors such as economic growth and market conditions, interest rate levels, and political events affect the US and international investment markets. Additionally, unexpected local, regional, or global events, such as war; acts of terrorism; financial, political, or social disruptions; natural, environmental, or man-made disasters; the spread of infectious illnesses or other public health issues (such as the global pandemic coronavirus disease 2019 (COVID-19)); and recessions and depressions could have a significant impact on the Fund and its investments and may impair market liquidity. Such events can cause investor fear, which can adversely affect the economies of nations, regions, and the market in general, in ways that cannot necessarily be foreseen.

MLP Risk – Investments in MLPs involve risks different from those of investing in common stock including risks related to limited control and limited rights to vote on matters affecting the MLP, cash flow risks, dilution risks and risks related to the general partner’s limited call right. MLPs are generally considered interest-rate sensitive investments. During periods of interest rate volatility, these investments may not provide attractive returns. Many MLPs are focused on energy-related business and are subject to energy sector risks, such as decline in the price of petroleum.

Preferred Stock Risk – The value of preferred stocks will fluctuate with changes in interest rates. Typically, a rise in interest rates causes a decline in the value of preferred stock. Preferred stocks are also subject to credit risk, which is the possibility that an issuer of preferred stock will fail to make its dividend payments.

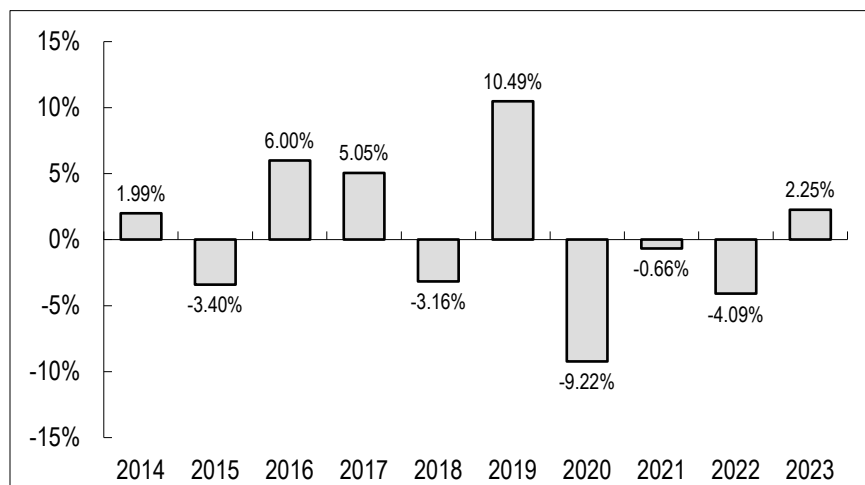
REIT Risk – A REIT’s performance depends on the types and locations of the rental properties it owns and on how well it manages those properties. Real estate values rise and fall in response to a variety of factors, including local and regional and national economic conditions, interest rates and tax considerations.

Risks of Investing in Other Investment Companies (including ETFs) - Investments in the securities of other investment companies, including ETFs, may involve duplication of advisory fees and certain other expenses. By investing in another investment company or ETF, the Fund becomes a shareholder thereof. As a result, Fund shareholders indirectly bear the Fund’s proportionate share of the fees and expenses paid by shareholders of the other investment companies or ETFs, in addition to the fees and expenses Fund shareholders indirectly bear in connection with the Fund’s own operations. If the other investment companies or ETFs fail to achieve their investment objectives, the value of the Fund’s investment will decline, adversely affecting the Fund’s performance. Leveraged ETFs will amplify gains and losses. Most leveraged ETFs “reset” daily. Due to the effect of compounding, their performance over longer periods of time can differ significantly from the performance of their underlying index or benchmark during the same period of time. In addition, closed-end investment company and ETF shares may potentially trade at a discount or a premium and are subject to brokerage and other trading costs, which could result in greater expenses to the Fund. Finally, because the value of other investment company or ETF shares depends on the demand in the market, the Adviser may not be able to liquidate the Fund’s holdings in those shares at the most optimal time, adversely affecting the Fund’s performance.

Shorting (Inverse) Risk – Short (inverse) positions are designed to profit from a decline in the price of particular securities, investments in securities or indices. The Fund will lose value if and when the instrument’s price rises – a result that is the opposite from traditional mutual funds. The Fund may also utilize inverse mutual funds and ETFs. These instruments seek to increase in value when their underlying securities or indices decline. Like leveraged investments, inverse positions may be considered aggressive. Inverse positions may also be leveraged. Such instruments may experience imperfect negative correlation between the price of the investment and the underlying security or index. The use of inverse instruments may expose the Fund to additional risks that it would not be subject to if it invested only in “long” positions.

Performance: The bar chart and performance table below show the variability of the Fund's returns, which is an indication of the risks of investing in the Fund. The bar chart shows the performance of the Fund's Investor Class shares for each full calendar year since the Fund's inception. The performance table compares the performance of the Fund's Investor Class shares over time to the performance of a broad-based market index. You should be aware that the Fund's past performance (before and after taxes) may not be an indication of how the Fund will perform in the future. Advisor Class shares have similar annual returns to Investor Class shares because the classes are invested in the same portfolio of securities, however, the returns for Advisor Class shares are lower than Investor Class shares because Advisor Class shares have higher expenses. Shareholder reports containing financial and performance information for the Fund will be mailed to shareholders semi-annually. Updated performance information is available at no cost by calling toll-free 1-855-64-QUANT (1-855-647-8268).

**Quantified Managed Income Fund
Investor Class Performance Bar Chart
For Calendar Years Ended December 31**



Best Quarter	4.74%	March 31, 2019
Worst Quarter	(9.29)%	March 31, 2020

The Fund's Investor Class year-to-date return as of September 30, 2024 was 2.83%.

**Performance Table
Average Annual Total Returns
(For periods ended December 31, 2023)**

Quantified Managed Income Fund	One Year	Five Years	Ten Years or Since Inception ⁽¹⁾
Investor Class Shares Return before taxes	2.25%	(0.46)%	0.38%
Investor Class Shares Return after taxes on distributions	0.64%	(1.09)%	(0.51)%
Investor Class Shares Return after taxes on distributions and sale of Fund Shares ⁽²⁾⁽⁴⁾	1.52%	(0.56)%	(0.03)%
Bloomberg US Aggregate Bond Index ⁽³⁾ (reflects no deduction for fees, expenses or taxes)	5.53%	1.10%	1.81% ⁽⁵⁾
Advisor Class Shares Return before taxes	1.60%	(1.10)%	(0.20)% ⁽⁴⁾
Bloomberg US Aggregate Bond Index ⁽³⁾ (reflects no deduction for fees, expenses or taxes)	5.53%	1.10%	1.19% ⁽⁵⁾

- (1) The Inception date of the Fund's Investor Class Shares is August 9, 2013. The Advisor Class Shares commenced operations on March 18, 2016.
- (2) After-tax returns are calculated using the historical highest individual federal marginal income tax rates and do not reflect the impact of state and local taxes. Actual after-tax returns depend on an investor's tax situation and may differ from those shown, and after-tax returns shown are not relevant to investors who hold their Fund shares through tax-deferred arrangements, such as 401(k) plans or individual retirement accounts.
- (3) The Bloomberg US Aggregate Bond Index is an unmanaged index comprised of U.S. Investment grade bond market securities, including government, government agency, corporate and mortgage-backed securities. Index returns assume reinvestment of dividends. Investors may not invest in the index directly; unlike the Fund's returns, the index does not reflect any fees or expenses.
- (4) After tax returns are only shown for Investor Class Shares, After Tax Return for Advisor Class Shares will vary.
- (5) The Bloomberg US Aggregate Bond Index is shown for ten years for Investor Class Shares and since inception March 18, 2016 for Advisor Class Shares.

Investment Adviser: Advisors Preferred, LLC.

Subadviser: Flexible Plan Investments, Ltd.

Subadviser Portfolio Managers: Jerry C. Wagner, President of the Subadviser, has served the Fund as its portfolio manager since it commenced operations in 2013. Timothy Hanna, CFA, CFIP, Senior Portfolio Manager of the Subadviser has served the Fund as a portfolio manager since 2019. Daniel Poppe, CFA, Senior Research Analyst of the Subadviser has served the Fund as a portfolio manager since April 2024.

Purchase and Sale of Fund Shares: You may purchase and redeem shares of the Fund on any day that the New York Stock Exchange is open for trading. You may purchase or redeem Fund shares by written request via mail (Quantified Managed Income Fund, c/o Ultimus Fund Solutions, LLC, P.O. Box 541150, Omaha, Nebraska 68154), by wire transfer, by telephone toll-free at 1-855-64-QUANT (1-855-647-8268), or through a financial intermediary. Purchases and redemptions by telephone are only permitted if you previously established these options on your account. The Fund accepts investments in the following minimum amounts:

Class	Account Type	Minimum Initial Investment	Minimum Subsequent Investment
Investor	Regular Account	\$10,000	\$1,000
Investor	Retirement Account	\$10,000	\$0
Advisor	Regular Account	\$10,000	\$1,000
Advisor	Retirement Account	\$10,000	\$0

The Fund, Adviser or Subadviser may waive any investment minimum.

Tax Information: Dividends and capital gain distributions you receive from the Fund, whether you reinvest your distributions in additional Fund shares or receive them in cash, are taxable to you at either ordinary income or capital gains tax rates unless you are investing through a tax-deferred plan such as an IRA or 401(k) plan. However, these dividend and capital gain distributions may be taxable upon their eventual withdrawal from tax-deferred plans.

Payments to Broker-Dealers and Other Financial Intermediaries: If you purchase the Fund through a broker-dealer or other financial intermediary (such as a bank), the Fund and its related companies may pay the intermediary for the sale of Fund shares and related services. These payments may create a conflict of interest by influencing the broker-dealer or other intermediary and your salesperson to recommend the Fund over another investment. Ask your salesperson or visit your financial intermediary's website for more information.

QUANTIFIED MARKET LEADERS FUND

Investment Objective: The Quantified Market Leaders Fund (the “Fund”) seeks high appreciation on an annual basis consistent with a high tolerance for risk.

Fees and Expenses of the Fund: This table describes the fees and expenses that you may pay if you buy, hold, and sell shares of the Fund. **You may pay other fees, such as brokerage commissions and other fees to financial intermediaries, which are not reflected in the table and Examples below.**

Annual Fund Operating Expenses (expenses that you pay each year as a percentage of the value of your investment)	Investor Class Shares	Advisor Class Shares
Management Fees	0.75%	0.75%
Distribution and/or Service (12b-1) Fees	0.25%	1.00%
Other Expenses	0.34% ⁽¹⁾	0.19%
Acquired Fund Fees and Expenses ⁽²⁾	0.14%	0.14%
Total Annual Fund Operating Expenses ⁽²⁾	1.48%	2.08%

(1) Includes up to 0.15% for sub-transfer agent and sub-accounting fees.

(2) The operating expenses in this fee table will not correlate to the expense ratio in the Fund’s financial highlights because the financial statements include only the direct operating expenses incurred by the Fund and do not include the indirect costs of investing in other investment companies.

Example: This Example is intended to help you compare the cost of investing in the Fund with the cost of investing in other mutual funds.

The Example assumes that you invest \$10,000 in the Fund for the time periods indicated and then redeem all of your shares at the end of those periods. The Example also assumes that your investment has a 5% return each year and that the Fund’s operating expenses remain the same. Although your actual costs may be higher or lower, based upon these assumptions your costs would be:

Class	1 Year	3 Years	5 Years	10 Years
Investor	\$151	\$468	\$808	\$1,768
Advisor	\$211	\$652	\$1,119	\$2,410

Portfolio Turnover: The Fund pays transaction costs, such as commissions, when it buys and sells securities (or “turns over” its portfolio). A higher portfolio turnover may indicate higher transaction costs and may result in higher taxes when Fund shares are held in a taxable account. These costs, which are not reflected in annual fund operating expenses or in the Example, affect the Fund’s performance. During the fiscal year ended June 30, 2024, the Fund’s portfolio turnover rate was 1,289% of the average value of its portfolio.

Principal Investment Strategies: The Fund’s investment adviser, Advisors Preferred, LLC (the “Adviser”), delegates execution of the Fund’s investment strategy to the subadviser, Flexible Plan Investments, Ltd. (“FPI” or the “Subadviser”). The Subadviser selects investments for the Fund and provides trade placement for fixed income instruments, including cash equivalents. The Adviser provides trade placement for non-fixed income instruments. The Fund is aggressively managed by the Subadviser. The Fund will typically invest primarily in equity (common and preferred stocks) or investment grade fixed income securities either directly through individual stocks and American Depositary Receipts (a security that trades in the U.S. financial markets representing a security of a non-U.S. company) (“ADRs”) or indirectly through exchange-traded funds (“ETFs”) and other investment companies. The Fund invests in fixed-income securities without any restriction on maturity. Investments in ETFs and other investment companies may provide the Fund exposure to equity, income, sectors, subsectors, domestic positions and international positions (including emerging markets), including positions relating to companies with small (less than \$2 billion) and/or medium (\$2 to \$5 billion) market capitalization. Leveraged and/or inverse ETFs may also be used. The Fund also may invest in leveraging instruments: futures contracts, forward contracts, options and swap agreements, as well as take short positions with up to 80% of its assets in equity securities, futures contracts, forward contracts, options and swap agreements. The Fund may employ short positions for hedging purposes or to capture returns in down markets. The Fund employs an aggressive management strategy that typically results in high portfolio turnover.

The Subadviser defines a market leader as an asset class that has the highest price momentum (such as mid-cap equity compared to all equities). The Subadviser measures asset class price momentum by reference to an ETF that is representative of the asset class. Among representative ETFs, the Subadviser selects those with the highest price momentum, when compared to other ETFs in the asset class. In managing the Fund's assets, the Subadviser employs a dynamic asset allocation strategy. The Subadviser analyzes the overall investment opportunities of various market indexes to determine how to position the Fund's portfolio. The Subadviser evaluates and ranks the short-term total return performance of each market index and usually invests the Fund's assets in the top-performing equity securities within the top-ranked market indexes in accordance with Subadviser and third-party algorithms. The Subadviser may evaluate all indexes and individual equity securities as often as daily based on rankings, but it may reallocate less often in order to minimize the impact and costs associated with trading. The Subadviser's ranking strategy attempts to respond to both the performance of each equity security, as well as the performance of the market indices.

The Subadviser typically assigns each investment in which it invests a minimum holding period, though the actual holding period and allocation weightings will depend on the performance ranking. The allocation weightings will likely not be changed for a period longer than the assigned holding period. By establishing holding periods, the Subadviser seeks to maintain longer-term core holdings in the Fund.

Finally, in making the decision to invest in a security, long or short, the Subadviser may utilize proprietary and third-party analysis models that evaluate interest rate trends and other macroeconomic data, market momentum, price and volatility patterns and other technical data or data related to accounting periods, tax events and other calendar-related events. The Subadviser also uses these proprietary and third-party analysis models to implement its dynamic asset allocation strategy which, at any time for defensive purposes, may result in a large portion or all of the fund's assets invested, directly or indirectly, in investment grade fixed income securities, cash and/or cash equivalents in order to seek to provide security of principal, current income and liquidity. In addition, the Subadviser uses the Fund as an asset allocation tool for its other clients, which may lead to purchases and redemptions of Fund shares. Responding to purchase and redemption-related fluctuations in the Fund's size will result in portfolio turnover not directly related to the preceding investment analysis.

Principal Investment Risks: An investment in the Fund entails risks. The Fund could lose money, or its performance could trail that of other investment alternatives. Neither the Subadviser nor the Adviser can guarantee that the Fund will achieve its objective. In addition, the Fund presents some risks not traditionally associated with other equity mutual funds. It is important that investors closely review and understand these risks before making an investment in the Fund. Turbulence in financial markets and reduced liquidity in equity, credit and fixed income markets could negatively affect issuers worldwide, including the Fund. There is the risk that you could lose all or a portion of your money on your investment in the Fund.

Subadviser's Investment Strategy Risk – While the Subadviser seeks to take advantage of investment opportunities for the Fund that will maximize its investment returns, there is no guarantee that such opportunities will ultimately benefit the Fund. The Subadviser will aggressively change the Fund's portfolio in response to market conditions that are unpredictable and may expose the Fund to greater market risk than other mutual funds. There is no assurance that the Subadviser's investment strategy will enable the Fund to achieve its investment objective. Determination of leadership status based on historical analysis may not be predictive of future leadership status.

Active and Frequent Trading Risk – The Fund may engage in active and frequent trading, leading to increased portfolio turnover, higher transaction costs, and the possibility of increased net realized capital gains, including net short-term capital gains that will be taxable to shareholders as ordinary income when distributed to them. The Subadviser's use of the Fund as an asset allocation tool for its other clients will increase the Fund's portfolio turnover.

Aggressive Investment Techniques Risk – The Fund uses investment techniques that may be considered aggressive. Risks associated with the use of futures contracts and options include potentially dramatic price changes (losses) in the value of the instruments and imperfect correlations between the price of the contract and the underlying security or index. These instruments may increase the volatility of the Fund and may involve a small investment of cash relative to the magnitude of the risk assumed.

Counterparty Risk – The Fund may invest in financial instruments involving counterparties for the purpose of attempting to gain exposure to a particular group of securities or asset class without actually purchasing those securities or investments, or to hedge a position. These financial instruments may include swap agreements. The use of swap agreements involves risks that are different from those associated with ordinary portfolio securities transactions. For example, the Fund bears the risk of loss of the amount expected to be received under a swap agreement in the event of the default or bankruptcy of a swap agreement counterparty. Swap agreements also may be considered to be illiquid. In addition, the Fund may enter into swap agreements that involve a limited number of counterparties, which may increase the Fund's exposure to counterparty credit risk. The Fund does not specifically limit its counterparty risk with respect to any single counterparty. Further, there is a risk that no suitable counterparties are willing to enter into, or continue to enter into, transactions with the Fund and, as a result, the Fund may not be able to achieve its investment objective.

Credit Risk – The Fund could lose money if the issuer or guarantor of a debt security goes bankrupt or is unable or unwilling to make interest payments and/or repay principal. The value of a debt security may decline if there are concerns about an issuer’s ability or willingness to make interest and or principal payments. Changes in an issuer’s financial strength or in an issuer’s or debt security’s credit rating also may affect a security’s value and thus have an impact on Fund performance. The Fund considers all derivatives and non-U.S. Treasury debt instruments as subject to credit risk.

Depository Receipt Risk – To the extent the Fund invests in stocks of foreign corporations, the Fund’s investment in such stocks may also be in the form of depository receipts or other securities convertible into securities of foreign issuers, including American Depository Receipts (“ADRs”). While the use of ADRs, which are traded on exchanges and represent an ownership in a foreign security, provide an alternative to directly purchasing the underlying foreign securities in their respective national markets and currencies, investments in ADRs continue to be subject to many of the risks associated with investing directly in foreign securities.

Derivatives Risk – The Fund uses investment techniques, including investments in futures contracts, forward contracts, options and swaps, which may be considered aggressive. Investments in such derivatives are subject to market risks that may cause their prices to fluctuate over time and may increase the volatility of the Fund. The use of derivatives may expose the Fund to additional risks that it would not be subject to if it invested directly in the securities underlying those derivatives, such as counterparty risk and the risk that the derivatives may become illiquid. The use of derivatives may result in larger losses or smaller gains than otherwise would be the case. In addition, the Fund’s investments in derivatives are currently subject to the following risks:

Futures and Forward Contracts Risk. There may be an imperfect correlation between the changes in the market value of the securities held by the Fund and the prices of futures contracts. There may not be a liquid secondary market for the futures contracts. Forward currency transactions include the risks associated with fluctuations in currency.

Hedging Risk. If the Fund uses a hedging instrument at the wrong time or judges the market conditions incorrectly, the hedge might be unsuccessful, reduce the Fund’s investment return, or create a loss.

Options Risk. There may be an imperfect correlation between the prices of options and movements in the price of the securities (or indices) hedged or used for cover which may cause a given hedge not to achieve its objective.

Swap Agreements Risk. Interest rate swaps are subject to interest rate and credit risk. Total return swaps are subject to counterparty risk, which relate to the credit risk of the counterparty and liquidity risk of the swaps themselves.

Equity Securities Risk – Investments in publicly issued equity securities and securities that provide exposure to equity securities, including common stocks, in general are subject to market risks that may cause their prices to fluctuate over time. Fluctuations in the value of equity securities in which the Fund invests will cause the NAV of the Fund to fluctuate.

Foreign Securities Risk – Investments in foreign securities and securities that provide exposure to foreign securities involve greater risks than investing in domestic securities. As a result, the Fund’s returns and NAVs may be affected to a large degree by fluctuations in currency exchange rates, political, diplomatic or economic conditions and regulatory requirements in other countries. The laws and accounting, auditing, and financial reporting standards in foreign countries typically are not as strict as they are in the U.S., and there may be less public information available about foreign companies. These risks are more pronounced in emerging market countries, which are generally those with per capita income less than half that of the U.S.

Holding Cash Risk – The Fund may hold cash positions when the market is not producing returns greater than the short-term cash investments in which the Fund may invest. There is a risk that the sections of the market in which the Fund invests will begin to rise or fall rapidly and the Fund will not be able to sell stocks quickly enough to avoid losses or reinvest its cash positions into areas of the advancing market quickly enough to capture the initial returns of changing market conditions.

Interest Rate Risk – The value of the Fund’s investment in fixed income securities will fall when interest rates rise. The effect of increased interest rates is more pronounced for any intermediate-term or longer-term fixed income obligations owned by the Fund. Recently, interest rates have been historically low. Current conditions may result in a rise in interest rates, which in turn may result in a decline in the value of the fixed income investments held by the Fund. As a result, for the present, interest rate risk may be heightened.

Leverage Risk – The Fund may use leveraged investments that attempt to amplify the price movement of underlying securities or indices on a daily or other periodic basis, which may be considered aggressive. Such instruments may experience potentially dramatic price changes (losses), imperfect amplification and imperfect correlations between the price of the investment and the underlying security or index which will increase the volatility of the Fund and may involve a small investment of cash relative to the magnitude of the risk assumed. The use of leverage instruments may currently expose the Fund to additional risks that it would not be subject to if it invested directly in the securities underlying those derivatives. The use of leveraged instruments may result in larger losses or smaller gains than otherwise would be the case.

Market Risk – Overall investment market risks affect the value of the Fund. Factors such as economic growth and market conditions, interest rate levels, and political events affect the US and international investment markets. Additionally, unexpected local, regional or global events, such as war; acts of terrorism; financial, political or social disruptions; natural, environmental or man-made disasters; the spread of infectious illnesses or other public health issues (such as the global pandemic coronavirus disease 2019 (COVID-19)); and recessions and depressions could have a significant impact on the Fund and its investments and may impair market liquidity. Such events can cause investor fear, which can adversely affect the economies of nations, regions and the market in general, in ways that cannot necessarily be foreseen.

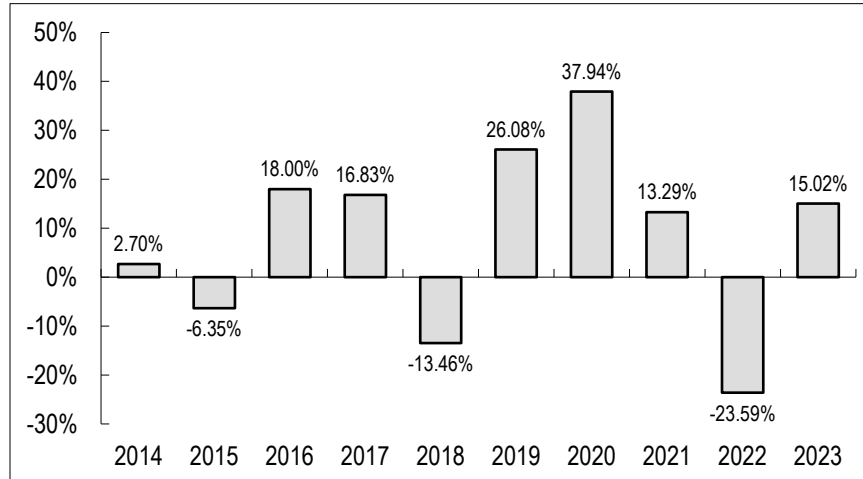
Risks of Investing in Other Investment Companies (including ETFs) – Investments in the securities of other investment companies, including ETFs, may involve duplication of advisory fees and certain other expenses. By investing in another investment company or ETF, the Fund becomes a shareholder thereof. As a result, Fund shareholders indirectly bear the Fund's proportionate share of the fees and expenses paid by shareholders of the other investment companies or ETFs, in addition to the fees and expenses Fund shareholders indirectly bear in connection with the Fund's own operations. If the other investment companies or ETFs fail to achieve their investment objectives, the value of the Fund's investment will decline, adversely affecting the Fund's performance. Leveraged ETFs will amplify gains and losses. Most leveraged ETFs "reset" daily. Due to the effect of compounding, their performance over longer periods of time can differ significantly from the performance of their underlying index or benchmark during the same period of time. In addition, closed-end investment company and ETF shares may potentially trade at a discount or a premium and are subject to brokerage and other trading costs, which could result in greater expenses to the Fund. Finally, because the value of other investment company or ETF shares depends on the demand in the market, the Adviser may not be able to liquidate the Fund's holdings in those shares at the most optimal time, adversely affecting the Fund's performance.

Shorting (Inverse) Risk – Short (inverse) positions are designed to profit from a decline in the price of particular securities, investments in securities or indices. The Fund will lose value if and when the instrument's price rises as result that is the opposite from traditional mutual funds. The Fund may also utilize inverse mutual funds and ETFs. These instruments seek to increase in value when their underlying securities or indices decline. Like leveraged investments, inverse positions may be considered aggressive. Inverse positions may also be leveraged. Such instruments may experience imperfect negative correlation between the price of the investment and the underlying security or index. The use of inverse instruments may expose the Fund to additional risks that it would not be subject to if it invested only in "long" positions.

Small- and Mid-Capitalization Companies Risk – Investing in the securities of small-capitalization and mid-capitalization companies involves greater risks and the possibility of greater price volatility than investing in larger capitalization and more-established companies. Investments in mid-cap companies involve less risk than investing in small-cap companies. Smaller companies may have limited operating history, product lines, and financial resources, and the securities of these companies may lack sufficient market liquidity. Mid-cap companies often have narrower markets and more limited managerial and financial resources than larger, more established companies.

Performance: The bar chart and performance table below show the variability of the Fund's returns, which is an indication of the risks of investing in the Fund. The bar chart shows the performance of the Fund's Investor Class shares for each full calendar year since the Fund's inception. The performance table compares the performance of the Fund's Investor Class shares over time to the performance of a broad-based market index. You should be aware that the Fund's past performance (before and after taxes) may not be an indication of how the Fund will perform in the future. Advisor Class shares have similar annual returns to Investor Class shares because the classes are invested in the same portfolio of securities, however, the returns for Advisor Class shares are lower than Investor Class shares because Advisor Class shares have higher expenses. Shareholder reports containing financial and performance information for the Fund will be mailed to shareholders semi-annually. Updated performance information is available at no cost by calling toll-free 1-855-64-QUANT (1-855-647-8268).

**Quantified Market Leaders Fund
Investor Class Performance Bar Chart
For Calendar Years Ended December 31**



Best Quarter	22.58%	December 31, 2020
Worst Quarter	(21.47)%	December 31, 2018

The Fund's Investor Class year-to-date return as of September 30, 2024 was 6.55%.

**Performance Table
Average Annual Total Returns
(For periods ended December 31, 2023)**

Quantified Market Leaders Fund	One Year	Five Years	Ten Years or Since Inception⁽¹⁾
Investor Class Shares Return before taxes	15.02%	11.61%	7.11%
Investor Class Shares Return after taxes on distributions ⁽²⁾⁽³⁾	14.13%	8.69%	4.24%
Investor Class Shares Return after taxes on distributions and sale of Fund Shares ⁽²⁾⁽³⁾	8.91%	8.11%	4.35%
MSCI ACWI Net (USD) ⁽⁴⁾ (reflects no deduction for fees, expenses or taxes)	22.20%	11.72%	7.93% ⁽⁶⁾
Morningstar Aggressive Target Risk Index ⁽⁵⁾	18.30%	10.72%	7.83% ⁽⁶⁾
Advisor Class Shares Return before taxes	14.46%	11.01%	9.11% ⁽⁵⁾
MSCI ACWI Net (USD) ⁽⁴⁾ (reflects no deduction for fees, expenses or taxes)	22.20%	11.72%	10.07% ⁽⁶⁾
Morningstar Aggressive Target Risk Index ⁽⁵⁾	18.30%	10.72%	9.70% ⁽⁶⁾

- (1) The Inception date of the Fund's Investor Class Shares is August 9, 2013. Inception date for the Advisor Class Shares is March 18, 2016.
- (2) After-tax returns are calculated using the historical highest individual federal marginal income tax rates and do not reflect the impact of state and local taxes. Actual after-tax returns depend on an investor's tax situation and may differ from those shown, and after-tax returns shown are not relevant to investors who hold their Fund shares through tax-deferred arrangements, such as 401(k) plans or individual retirement accounts.
- (3) After tax returns are only shown for Investor Class Shares. The returns for Advisor Class are show since inception on March 18, 2016. After Tax Return for Advisor Class Shares will vary.
- (4) The MSCI ACWI Net (USD). This index is widely used by professional investors as a performance benchmark for U.S. stocks. Investors cannot invest directly in an index; and unlike the Fund's returns, the index does not reflect any fees or expenses. Fund Management has selected this index as the new primary index to conform to recent regulatory requirements.
- (5) The Morningstar Aggressive Target Risk Index is an index designed to meet the benchmarking needs of target risk investors by offering an objective yardstick for performance comparison. The index invests in 95% global equity exposure and 5% global bond exposure. Investors cannot invest directly in an index.
- (6) The Morningstar Aggressive Target Risk Index and the FT Wilshire 5000 Full Cap TR Index is shown for ten years for Investor Class Shares, and since inception of March 18, 2016 for Advisor Class Shares.

Investment Adviser: Advisors Preferred, LLC

Subadviser: Flexible Plan Investments, Ltd.

Subadviser Portfolio Managers: Jerry C. Wagner, President of the Subadviser, has served the Fund as its portfolio manager since it commenced operations in 2013. Timothy Hanna, CFS, CFIP, Senior Portfolio Manager of the Subadviser has served the Fund as a portfolio manager since 2019. Daniel Poppe, CFA, Senior Research Analyst of the Subadviser has served the Fund as a portfolio manager since April 2024.

Purchase and Sale of Fund Shares: You may purchase and redeem shares of the Fund on any day that the New York Stock Exchange is open for trading. You may purchase or redeem Fund shares by written request via mail (Quantified Market Leaders Fund, c/o Ultimus Fund Solutions, LLC, P.O. Box 541150, Omaha, Nebraska 68154), by wire transfer, by telephone toll-free at 1-855-64-QUANT (1-855-647-8268), or through a financial intermediary. Purchases and redemptions by telephone are only permitted if you previously established these options on your account. The Fund accepts investments in the following minimum amounts:

Class	Account Type	Minimum Initial Investment	Minimum Subsequent Investment
Investor	Regular Account	\$10,000	\$1,000
Investor	Retirement Account	\$10,000	\$0
Advisor	Regular Account	\$10,000	\$1,000
Advisor	Retirement Account	\$10,000	\$0

The Fund, Adviser or Subadviser may waive any investment minimum.

Tax Information: Dividends and capital gain distributions you receive from the Fund, whether you reinvest your distributions in additional Fund shares or receive them in cash, are taxable to you at either ordinary income or capital gains tax rates unless you are investing through a tax-deferred plan such as an IRA or 401(k) plan. However, these dividend and capital gain distributions may be taxable upon their eventual withdrawal from tax-deferred plans.

Payments to Broker-Dealers and Other Financial Intermediaries: If you purchase the Fund through a broker-dealer or other financial intermediary (such as a bank), the Fund and its related companies may pay the intermediary for the sale of Fund shares and related services. These payments may create a conflict of interest by influencing the broker-dealer or other intermediary and your salesperson to recommend the Fund over another investment. Ask your salesperson or visit your financial intermediary's website for more information.

QUANTIFIED ALTERNATIVE INVESTMENT FUND

Investment Objective: The Quantified Alternative Investment Fund (the “Fund”) seeks high total return from alternative investment vehicles on an annual basis consistent with a high tolerance for risk.

Fees and Expenses of the Fund: This table describes the fees and expenses that you may pay if you buy, hold, and sell shares of the Fund. **You may pay other fees, such as brokerage commissions and other fees to financial intermediaries, which are not reflected in the table and Examples below.**

Annual Fund Operating Expenses (expenses that you pay each year as a percentage of the value of your investment)	Investor Class Shares	Advisor Class Shares
Management Fees	0.75%	0.75%
Distribution and/or Service (12b-1) Fees	0.25%	1.00%
Other Expenses	0.50% ⁽¹⁾	0.41%
Acquired Fund Fees and Expenses ⁽²⁾	1.20%	1.20%
Total Annual Fund Operating Expenses⁽²⁾	2.70%	3.36%

(1) Includes up to 0.15% for sub-transfer agent and sub-accounting fees.

(2) The operating expenses in this fee table will not correlate to the expense ratio in the Fund’s financial highlights because the financial statements include only the direct operating expenses incurred by the Fund and do not include the indirect costs of investing in other investment companies.

Example: This Example is intended to help you compare the cost of investing in the Fund with the cost of investing in other mutual funds.

The Example assumes that you invest \$10,000 in the Fund for the time periods indicated and then redeem all of your shares at the end of those periods. The Example also assumes that your investment has a 5% return each year and that the Fund’s operating expenses remain the same. Although your actual costs may be higher or lower, based upon these assumptions your costs would be:

Class	1 Year	3 Years	5 Years	10 Years
Investor	\$266	\$832	\$1,424	\$3,027
Advisor	\$333	\$1,027	\$1,745	\$3,645

Portfolio Turnover: The Fund pays transaction costs, such as commissions, when it buys and sells securities (or “turns over” its portfolio). A higher portfolio turnover may indicate higher transaction costs and may result in higher taxes when Fund shares are held in a taxable account. These costs, which are not reflected in annual fund operating expenses or in the Example, affect the Fund’s performance. During the fiscal year ended June 30, 2024, the Fund’s portfolio turnover rate was 571% of the average value of its portfolio.

Principal Investment Strategies: The Fund’s investment adviser, Advisors Preferred, LLC (the “Adviser”), delegates execution of the Fund’s investment strategy to the Subadviser, Flexible Plan Investments, Ltd. (“FPI” or the “Subadviser”). The Subadviser selects investments for the Fund and provides trade placement for fixed income instruments, including cash equivalents. The Adviser provides trade placement for non-fixed income instruments. The Fund is aggressively managed by FPI. The Fund will primarily invest indirectly in alternative investments by using exchange-traded funds (“ETFs”), open-end mutual funds and other investment companies. The Subadviser defines “Alternative Investment” as any security or instrument that it expects to have returns with a low or negative return correlation with the S&P 500® Index over time. Furthermore, the term “Alternative Investment” in the Fund’s name also refers to the non-traditional types of equity (i.e., other than common stocks expected to have returns highly correlated to the S&P 500® Index over time) and debt securities in which the Fund may invest and to which the Fund may gain exposure through investments in ETFs, open-end mutual funds and other investment companies. Investments in ETFs, Unit Investment Trusts (“UITs”) and investment companies may include those investing (passively or actively) in equity, income, commodities, sectors, domestic, international, currency, inverse and/or leveraged positions and alternative investments, including non-principal positions relating to companies with small (less than \$2 billion) or medium (\$2 to \$5 billion) market capitalization. The Fund invests in fixed-income securities without any restriction on maturity. The alternative investments provide the Fund exposure to dynamic market strategies, which utilize U.S. and foreign dividend-paying equities or interest-bearing fixed income securities having a low or negative correlation with the S&P 500® Index, including U.S. dollar-denominated corporate obligations, mortgage and asset-backed securities, commodities, currencies and foreign (including emerging markets) and domestic securities. The Fund also may invest in leveraging instruments: futures contracts, forward contracts, options and swap agreements, and may take short positions with up to 80% of its asset in income generating equity or alternative securities, futures contracts, forward contracts, options and swap agreements relating thereto. The Fund may also use borrowing to leverage the portfolio and manage cash flows. The Fund employs short positions for

hedging purposes or to capture returns in down markets. The Fund may gain exposure without limitation to securities rated below investment grade or “junk bonds”, including bonds in the lowest credit rating category. The Fund may also invest to gain indirect exposure to Bitcoin, through Bitcoin futures contracts and shares of Bitcoin-linked funds such as Grayscale® Bitcoin Trust. The Fund limits investment in Grayscale® Bitcoin Trust shares to 15% of total assets but does not limit Bitcoin-linked ETFs and mutual funds. Grayscale® Bitcoin Trust is a Delaware statutory trust that holds Bitcoin and issues common units of fractional undivided beneficial interest (shares) that trade in the over-the-counter market. The Fund employs an aggressive management strategy that typically results in high portfolio turnover. As part of its principal investment strategy the Fund may invest significantly in cash and/or cash equivalents.

The Fund will invest up to 25% of its total assets in a wholly owned and controlled subsidiary (the “Subsidiary”). The Subsidiary is expected to provide the Fund with indirect exposure to certain instruments such as Bitcoin futures within the limitations of the federal tax requirements of Subchapter M of the Internal Revenue Code of 1986, as amended (the “code”). The Subsidiary will invest primarily in commodities and Bitcoin-related instruments. The Fund’s investments will be composed primarily of securities, even when viewing the Subsidiary on a consolidated basis. The Subsidiary, when viewed from a consolidated basis, is subject to the same investment restrictions as the Fund.

In managing the Fund’s assets, the Subadviser employs a dynamic asset allocation strategy. The Subadviser analyzes the overall investment opportunities of various alternative securities and market sectors to determine how to position the Fund’s portfolio. The Subadviser evaluates and ranks the short-term to intermediate-term performance of each investment and invests in those securities that best fit the percentage allocations deemed beneficial by the Subadviser’s multiple proprietary algorithms.

The Subadviser typically assigns each investment in which it invests a minimum holding period, though an investment’s actual holding period and allocation weighting will depend on its performance ranking. The allocation weightings will likely not be changed for a period longer than the assigned holding period. By establishing holding periods, the Subadviser seeks to maintain longer-term core holdings in the Fund. The Subadviser generally evaluates all investments daily based on its allocation rankings but may reallocate less often to minimize the impact and costs associated with trading. Finally, in making the decision to invest in a security, long or short, the Subadviser may utilize proprietary and third-party analysis models that evaluate interest rate trends and other macroeconomic data, market momentum, price patterns and other technical data or data related to accounting periods, tax events and other calendar-related events. The Subadviser also uses these proprietary analysis models to implement its dynamic asset allocation strategy which, at any time, may result in a large portion or all of the fund’s assets invested, directly or indirectly, in investment grade fixed income securities, cash and/or cash equivalents in order to seek to provide security of principal, current income and liquidity. In addition, the Subadviser uses the Fund as an asset allocation tool for its other clients, which may lead to purchases and redemptions of Fund shares. Responding to purchase and redemption related fluctuations in the Fund’s size will result in portfolio turnover not directly related to the preceding investment analysis.

Principal Investment Risks: An investment in the Fund entails risks. The Fund could lose money, or its performance could trail that of other investment alternatives. Neither the Subadviser nor the Adviser can guarantee that the Fund will achieve its objective. In addition, the Fund presents some risks not traditionally associated with other fixed income mutual funds. It is important that investors closely review and understand these risks before making an investment in the Fund. Turbulence in financial markets and reduced liquidity in equity, credit and fixed income markets could negatively affect issuers worldwide, including the Fund. There is the risk that you could lose all or a portion of your money on your investment in the Fund.

Subadviser’s Investment Strategy Risk – While the Subadviser seeks to take advantage of investment opportunities for the Fund that will maximize its investment returns, there is no guarantee that such opportunities will ultimately benefit the Fund. The Subadviser will aggressively change the Fund’s portfolio in response to market conditions that are unpredictable and may expose the Fund to greater market risk than other mutual funds. There is no assurance that the Subadviser’s investment strategy will enable the Fund to achieve its investment objective. Determination of alternative status based on historical analysis may not be indicative of future results.

Active and Frequent Trading Risk – The Fund may engage in active and frequent trading, leading to increased portfolio turnover, higher transaction costs, and the possibility of increased net realized capital gains, including net short-term capital gains that will be taxable to shareholders as ordinary income when distributed to them. The Subadviser’s use of the Fund as an asset allocation tool for its other clients will increase the Fund’s portfolio turnover.

Aggressive Investment Techniques Risk – The Fund uses investment techniques that may be considered aggressive. Risks associated with the use of futures contracts and options include potentially dramatic price changes (losses) in the value of the instruments and imperfect correlations between the price of the contract and the underlying security or index. These instruments may increase the volatility of the Fund and may involve a small investment of cash relative to the magnitude of the risk assumed.

Asset-Backed Securities Risk - Payment of interest and repayment of principal may be impacted by the cash flows generated by the assets backing these securities. The value of the Fund's asset-backed securities also may be affected by changes in interest rates, the availability of information concerning the interests in and structure of the pools of purchase contracts, financing leases or sales agreements that are represented by these securities, the creditworthiness of the servicing agent for the pool, the originator of the loans or receivables, or the entities that provide any supporting letters of credit, surety bonds, or other credit enhancements.

Bitcoin Risk – Bitcoin may experience very high volatility and related investment vehicles may be affected by such volatility. As a cryptocurrency, Bitcoin operates without central authority and is not backed by any government. Federal, state or foreign governments may restrict the use and exchange of Bitcoin, and regulation in the U.S. is still developing. Increased regulation might tend to depress the price of Bitcoin. Cryptocurrency exchanges may stop operating or permanently shut down due to fraud, technical glitches, hackers or malware. Bitcoin transactions are irrevocable and stolen or incorrectly transferred Bitcoins may be irretrievable. As a result, any incorrectly executed Bitcoin transactions could adversely affect the value of the Fund's investment in the Grayscale © Bitcoin Trust. Historically, Grayscale© Bitcoin Trust has traded at a significant premium or discount. Bitcoin futures-related funds are subject to imperfect correlation between Bitcoin futures and Bitcoins, as well as futures liquidity risk. There may not be a liquid market for Bitcoin futures contracts.

Commodity Risk – The investments in companies involved in commodity-related businesses may be subject to greater volatility than investments in companies involved in more traditional businesses. The value of companies in commodity-related businesses may be affected by overall market movements and other factors affecting the value of a particular industry or commodity, such as weather, disease, embargoes, or political and regulatory developments.

Convertible Bond Risk – Convertible bonds are hybrid securities that have characteristics of both bonds and common stocks and are subject to fixed income security risks and conversion value-related equity risk.

Counterparty Risk – The Fund may invest in financial instruments involving counterparties for the purpose of attempting to gain exposure to a particular group of securities or asset class without actually purchasing those securities or investments, or to hedge a position. These financial instruments may include swap agreements. The use of swap agreements involves risks that are different from those associated with ordinary portfolio securities transactions. For example, the Fund bears the risk of loss of the amount expected to be received under a swap agreement in the event of the default or bankruptcy of a swap agreement counterparty. Swap agreements also may be considered to be illiquid. In addition, the Fund may enter into swap agreements that involve a limited number of counterparties, which may increase the Fund's exposure to counterparty credit risk. The Fund does not specifically limit its counterparty risk with respect to any single counterparty. Further, there is a risk that no suitable counterparties are willing to enter into, or continue to enter into, transactions with the Fund and, as a result, the Fund may not be able to achieve its investment objective.

Credit Risk – The Fund could lose money if the issuer or guarantor of a debt security goes bankrupt or is unable or unwilling to make interest payments and/or repay principal. The value of a debt security may decline if there are concerns about an issuer's ability or willingness to make interest and or principal payments. Changes in an issuer's financial strength or in an issuer's or debt security's credit rating also may affect a security's value and thus have an impact on Fund performance. The Fund considers all derivatives and non-U.S. Treasury debt instruments as subject to credit risk.

Derivatives Risk – The Fund uses investment techniques, including investments in derivatives such as futures contracts, forward contracts, options and swaps, which may be considered aggressive. Investments in such derivatives are subject to market risks that may cause their prices to fluctuate over time and may increase the volatility of the Fund. The use of derivatives may expose the Fund to additional risks that it would not be subject to if it invested directly in the securities underlying those derivatives, such as counterparty risk and the risk that the derivatives may become illiquid. The use of derivatives may result in larger losses or smaller gains than otherwise would be the case. In addition, the Fund's investments in derivatives are currently subject to the following risks:

Futures and Forward Contracts Risk. There may be an imperfect correlation between the changes in the market value of the securities held by the Fund and the prices of futures contracts. There may not be a liquid secondary market for the futures contracts. Forward currency transactions include the risks associated with fluctuations in currency.

Hedging Risk. If the Fund uses a hedging instrument at the wrong time or judges the market conditions incorrectly, the hedge might be unsuccessful, reduce the Fund's investment return, or create a loss.

Options Risk. There may be an imperfect correlation between the prices of options and movements in the price of the securities (or indices) hedged or used for cover which may cause a given hedge not to achieve its objective.

Swap Agreements Risk. Interest rate swaps are subject to interest rate and credit risk. Total return swaps are subject to counterparty risk, which relate to the credit risk of the counterparty and liquidity risk of the swaps themselves.

Equity Securities Risk – Investments in publicly issued equity securities and securities that provide exposure to equity securities, including common stocks, in general are subject to market risks that may cause their prices to fluctuate over time. Fluctuations in the value of equity securities in which the Fund invests will cause the Net Asset Value (“NAV”) of the Fund to fluctuate.

Foreign Securities Risk – Investments in foreign securities and securities that provide exposure to foreign securities involve greater risks than investing in domestic securities. As a result, the Fund’s returns and NAVs may be affected to a large degree by fluctuations in currency exchange rates, political, diplomatic or economic conditions and regulatory requirements in other countries. The laws and accounting, auditing, and financial reporting standards in foreign countries typically are not as strict as they are in the U.S., and there may be less public information available about foreign companies. These risks are more pronounced in emerging market countries, which are generally those with per capita income less than half that of the U.S.

Holding Cash Risk – The Fund may hold cash positions when the market is not producing returns greater than the short-term cash investments in which the Fund may invest. There is a risk that the sections of the market in which the Fund invests will begin to rise or fall rapidly and the Fund will not be able to sell stocks quickly enough to avoid losses or reinvest its cash positions into areas of the advancing market quickly enough to capture the initial returns of changing market conditions.

Interest Rate Risk – The value of the Fund’s investment in fixed income securities will fall when interest rates rise. The effect of increased interest rates is more pronounced for any intermediate-term or longer-term fixed income obligations owned by the Fund. Recently, interest rates have been historically low. Current conditions may result in a rise in interest rates, which in turn may result in a decline in the value of the fixed income investments held by the Fund. As a result, for the present, interest rate risk may be heightened.

Leverage Risk – The Fund may use leveraged investments that attempt to amplify the price movement of underlying securities or indices on a daily or other periodic basis, which may be considered aggressive. Such instruments may experience potentially dramatic price changes (losses), imperfect amplification and imperfect correlations between the price of the investment and the underlying security or index which will increase the volatility of the Fund and may involve a small investment of cash relative to the magnitude of the risk assumed. The use of leverage instruments may currently expose the Fund to additional risks that it would not be subject to if it invested directly in the securities underlying those derivatives. The use of leveraged instruments and borrowing may result in larger losses or smaller gains than otherwise would be the case. Borrowing will reduce the returns by interest expense and other fees.

Lower Quality Debt Securities Risk – The Fund will invest a significant portion of its assets in securities rated below investment grade or junk bonds which may be sensitive to economic changes, political changes, or adverse developments specific to a company. These securities are considered speculative and generally involve greater risk of default or price changes than other types of fixed-income securities and the Fund’s performance may vary significantly as a result.

Market Risk – Overall investment market risks affect the value of the Fund. Factors such as economic growth and market conditions, interest rate levels, and political events affect the US and international investment markets. Additionally, unexpected local, regional or global events, such as war; acts of terrorism; financial, political or social disruptions; natural, environmental or man-made disasters; the spread of infectious illnesses or other public health issues (such as the global pandemic coronavirus disease 2019 (COVID-19)); and recessions and depressions could have a significant impact on the Fund and its investments and may impair market liquidity. Such events can cause investor fear, which can adversely affect the economies of nations, regions and the market in general, in ways that cannot necessarily be foreseen.

Prepayment Risk and Mortgage-Backed Securities Risk – Many types of debt securities, including mortgage securities, are subject to prepayment risk. Prepayment occurs when the issuer of a security can repay principal prior to the security’s maturity. Securities subject to prepayment can offer less potential for gains during a declining interest rate environment and similar or greater potential for loss in a rising interest rate environment. In addition, the potential impact of prepayment features on the price of a debt security can be difficult to predict and result in greater volatility. As a result, the Fund may have to reinvest its assets in mortgage securities or other debt securities that have lower yields.

Risks of Investing in Other Investment Companies (including ETFs and UITs) – Investments in the securities of other investment companies, including ETFs, may involve duplication of advisory fees and certain other expenses. By investing in another investment company or ETF, the Fund becomes a shareholder thereof. As a result, Fund shareholders indirectly bear the Fund’s proportionate share of the fees and expenses paid by shareholders of the other investment companies or ETFs, in addition to the fees and expenses Fund shareholders indirectly bear in connection with the Fund’s own operations. If the other investment companies or ETFs fail to achieve their investment objectives, the value of the Fund’s investment will decline, adversely affecting the Fund’s performance. Leveraged ETFs will amplify gains and losses. Most leveraged ETFs “reset” daily. Due to the effect of compounding, their performance over longer periods of time can differ significantly from the performance of their underlying index or benchmark during the same period of time. In addition, closed-end investment company and ETF shares may potentially trade at a discount or a premium and are subject to brokerage and other trading costs, which could result in greater expenses to the Fund. Finally, because the value of other investment company or ETF shares depends on the demand in the market, the Adviser may not be able to liquidate the Fund’s holdings in those shares at the most optimal time, adversely affecting the Fund’s performance.

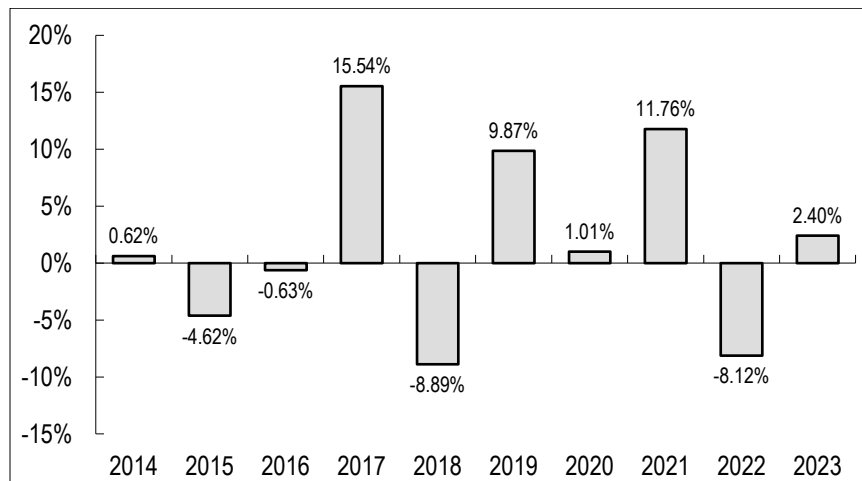
Shorting (Inverse) Risk – Short (inverse) positions are designed to profit from a decline in the price of particular securities, investments in securities or indices. The Fund will lose value if and when the instrument’s price rises, a result that is the opposite from traditional mutual funds. The Fund may also utilize inverse mutual funds and ETFs. These instruments seek to increase in value when their underlying securities or indices decline. Like leveraged investments, inverse positions may be considered aggressive. Inverse positions may also be leveraged. Such instruments may experience imperfect negative correlation between the price of the investment and the underlying security or index. The use of inverse instruments may expose the Fund to additional risks that it would not be subject to if it invested only in “long” positions.

Taxation Risk – By investing in certain instruments indirectly through the Subsidiary, the Fund will obtain exposure to these markets within the Federal tax requirements that apply to the Fund. However, because the Subsidiary is a controlled foreign corporation, any income received from its investments will be through to the Fund as ordinary income, which may be taxed at less favorable rates than capital gains.

Wholly Owned Subsidiary Risk – Changes in the laws of the United States and/or the Cayman Islands, under which the Fund and the Subsidiary, respectively, are organized, could result in the inability of the Fund and/or Subsidiary to operate as described in this Prospectus and could negatively affect the Fund and its shareholders. The Subsidiary is not registered under the Investment Company Act of 1940 (“1940 Act”), as amended, and unless otherwise noted in this Prospectus, is not subject to all of the investor protections of the 1940 Act, such as limits on leverage when viewed in isolation from the Fund.

Performance: The bar chart and performance table below show the variability of the Fund's returns, which is an indication of the risks of investing in the Fund. The bar chart shows the performance of the Fund's Investor Class shares for each full calendar year since the Fund's inception. The performance table compares the performance of the Fund's Investor Class shares over time to the performance of a broad-based market index. You should be aware that the Fund's past performance (before and after taxes) may not be an indication of how the Fund will perform in the future. Advisor Class shares have similar annual returns to Investor Class shares because the classes are invested in the same portfolio of securities, however, the returns for Advisor Class shares are lower than Investor Class shares because Advisor Class shares have higher expenses. Shareholder reports containing financial and performance information for the Fund will be mailed to shareholders semi-annually. Updated performance information is available at no cost by calling toll-free 1-855-64-QUANT (1-855-647-8268).

**Quantified Alternative Investment Fund
Investor Class Performance Bar Chart
For Calendar Year Ended December 31**



Best Quarter	10.73%	December 31, 2020
Worst Quarter	(16.15)%	March 31, 2020

The Fund's Investor Class year-to-date return as of September 30, 2024 was 7.56%.

**Performance Table
Average Annual Total Returns
(For periods ended December 31, 2023)**

Quantified Alternative Investment Fund	One Year	Five Years	Ten Years or Since Inception ⁽¹⁾
Investor Class shares Return before taxes	2.40%	3.13%	1.59%
Investor Class shares Return after taxes on distributions ⁽²⁾⁽⁴⁾	1.01%	1.69%	0.33%
Investor Class shares Return after taxes on distributions and sale of Fund shares ⁽²⁾⁽⁴⁾	1.47%	1.88%	0.74%
S&P 500 Total Return Index ⁽³⁾ (reflects no deduction for fees, expenses or taxes)	26.29%	15.69%	12.03% ⁽⁵⁾
Advisor Class Shares Return before taxes	1.86%	2.59%	2.20% ⁽⁵⁾
S&P 500 Total Return Index ⁽³⁾ (reflects no deduction for fees, expenses or taxes)	26.29%	15.69%	13.50% ⁽⁵⁾

- (1) The Inception date of the Fund's Investor Class Shares is August 9, 2013. The Advisor Class Shares commenced operations on March 18, 2016.
- (2) After-tax returns are calculated using the historical highest individual federal marginal income tax rates and do not reflect the impact of state and local taxes. Actual after-tax returns depend on an investor's tax situation and may differ from those shown, and after-tax returns shown are not relevant to investors who hold their Fund shares through tax-deferred arrangements, such as 401(k) plans or individual retirement accounts.
- (3) The S&P 500 Total Return Index is an unmanaged composite of 500 large capitalization companies and includes the reinvestment of dividends. This index is widely used by professional investors as a performance benchmark for large-cap stocks. Investors cannot invest directly in an index; unlike the Fund's returns, the index does not reflect any fees or expenses.
- (4) After tax returns are only shown for Investor Class Shares, including the ten years. After Tax Return for Advisor Class Shares will vary.
- (5) The S&P 500 Total Return Index Return shown is for 10 year period for the Investor Class Shares and from of March 18, 2016 for the Advisor Class Shares.

Investment Adviser: Advisors Preferred, LLC

Subadviser: Flexible Plan Investments, Ltd.

Subadviser Portfolio Managers: Jerry C. Wagner, President of the Subadviser, has served the Fund as its portfolio manager since it commenced operations in 2013. Timothy Hanna, CFA, CFIP, Senior Portfolio Manager of the Subadviser has served the Fund as a portfolio manager since 2019. Daniel Poppe, CFA, Senior Research Analyst of the Subadviser has served the Fund as a portfolio manager since April 2024.

Purchase and Sale of Fund Shares: You may purchase and redeem shares of the Fund on any day that the New York Stock Exchange is open for trading. You may purchase or redeem Fund shares by written request via mail (Quantified Alternative Investment Fund, c/o Ultimus Fund Solutions, LLC, P.O. Box 541150, Omaha, Nebraska 68154), by wire transfer, by telephone toll-free at 1-855-64-QUANT (1-855-647-8268), or through a financial intermediary. Purchases and redemptions by telephone are only permitted if you previously established these options on your account. The Fund accepts investments in the following minimum amounts:

Class	Account Type	Minimum Initial Investment	Minimum Subsequent Investment
Investor	Regular Account	\$10,000	\$1,000
Investor	Retirement Account	\$10,000	\$0
Advisor	Regular Account	\$10,000	\$1,000
Advisor	Retirement Account	\$10,000	\$0

The Fund, Adviser or Subadviser may waive any investment minimum.

Tax Information: Dividends and capital gain distributions you receive from the Fund, whether you reinvest your distributions in additional Fund shares or receive them in cash, are taxable to you at either ordinary income or capital gains tax rates unless you are investing through a tax-deferred plan such as an IRA or 401(k) plan. However, these dividend and capital gain distributions may be taxable upon their eventual withdrawal from tax-deferred plans.

Payments to Broker-Dealers and Other Financial Intermediaries: If you purchase the Fund through a broker-dealer or other financial intermediary (such as a bank), the Fund and its related companies may pay the intermediary for the sale of Fund shares and related services. These payments may create a conflict of interest by influencing the broker-dealer or other intermediary and your salesperson to recommend the Fund over another investment. Ask your salesperson or visit your financial intermediary's website for more information.

QUANTIFIED STF FUND

Investment Objective: The Quantified STF Fund (the “Fund”) seeks high appreciation on an annual basis consistent with a high tolerance for risk.

Fees and Expenses of the Fund: This table describes the fees and expenses that you may pay if you buy, hold, and sell shares of the Fund. **You may pay other fees, such as brokerage commissions and other fees to financial intermediaries, which are not reflected in the table and Examples below.**

Annual Fund Operating Expenses (expenses that you pay each year as a percentage of the value of your investment)	Investor Class Shares	Advisor Class Shares
Management Fees	1.00%	1.00%
Distribution and/or Service (12b-1) Fees	0.25%	1.00%
Other Expenses	0.35% ⁽¹⁾	0.20%
Acquired Fund Fees and Expenses ⁽²⁾	0.09%	0.09%
Total Annual Fund Operating Expenses⁽²⁾	1.69%	2.29%

(1) Includes up to 0.15% for sub-transfer agent and sub-accounting fees.

(2) The operating expenses in this fee table will not correlate to the expense ratio in the Fund’s financial highlights, when issued, because the financial statements include only the direct operating expenses incurred by the Fund and do not include the indirect costs of investing in other investment companies.

Example: This Example is intended to help you compare the cost of investing in the Fund with the cost of investing in other mutual funds.

The Example assumes that you invest \$10,000 in the Fund for the time periods indicated and then redeem all of your shares at the end of those periods. The Example also assumes that your investment has a 5% return each year and that the Fund’s operating expenses remain the same. Although your actual costs may be higher or lower, based upon these assumptions your costs would be:

Class	1 Year	3 Years	5 Years	10 Years
Investor	\$172	\$533	\$918	\$1,998
Advisor	\$232	\$715	\$1,225	\$2,626

Portfolio Turnover: The Fund pays transaction costs, such as commissions, when it buys and sells securities (or “turns over” its portfolio). A higher portfolio turnover may indicate higher transaction costs and may result in higher taxes when Fund shares are held in a taxable account. These costs, which are not reflected in annual fund operating expenses or in the Example, affect the Fund’s performance. For the fiscal year ended June 30, 2024, the Fund’s portfolio turnover rate was 38% of the average value of its portfolio.

Principal Investment Strategies: The Fund’s investment adviser, Advisors Preferred, LLC (the “Adviser”), delegates execution of the Fund’s investment strategy to the Subadviser, Flexible Plan Investments, Ltd. (“FPI” or the “Subadviser”). The Subadviser selects investments for the Fund and provides trade placement for fixed income instruments, including cash equivalents. The Adviser provides trade placement for non-fixed income instruments. The Fund is aggressively managed by the Subadviser, which typically results in high portfolio turnover. FPI seeks to achieve the Fund’s investment objective primarily by using the Subadviser’s proprietary Self-Adjusting Trend Following Strategy (“STF Strategy”). The STF Strategy assesses market risk and classifies it into four levels and allocates assets accordingly between equity-related and fixed income-related asset classes.

Self-Adjusting Trend Following Strategy

The STF Strategy is used to allocate Fund assets between long and short equity-related and long fixed income-related investments. This strategy monitors the price trends of the NASDAQ 100 Index to assess market conditions. The proprietary price-based rules can involve index prices at daily market close, and moving average values of daily close prices, including but not limited to 3-day, 5-day, 10-day, 50-day and 200-day moving averages, as well as day-to-day changes of one or more of these moving averages, and the slope of the moving averages. The STF Strategy follows easily identifiable market trends, with a proprietary rule set that seeks to take advantage of both up and down market trends. Since the market risk exposure of the STF Strategy is solely based on the price action of the NASDAQ 100 Index, the STF Strategy aims to out-perform the NASDAQ 100 Index over the long term with less downside risk. The NASDAQ 100 Index includes 100 of the largest domestic and international non-financial companies listed on the Nasdaq Stock Market based on market capitalization. The STF Strategy adjusts overall Fund market risk exposure relative to the NASDAQ 100 Index at four discrete levels, defined by proprietary market trend measures, and according to a NASDAQ 100 Index price-based proprietary rule set:

1. When the rule set indicates no obvious market trend, as defined by the Subadviser's proprietary indicators, the strategy dictates near-zero exposure to equity market risk (a "Flat" position), and the two income allocations described below account for nearly all of the allocation of Fund assets.
2. When the rule set indicates a regular up trend, as defined by the Subadviser's proprietary indicators, the strategy dictates 100% exposure to the NASDAQ 100 Index (a "1x Long" position), through investments in Exchange Traded Funds ("ETFs"), and Exchange Traded Notes ("ETNs"), futures or swaps contracts. Each of these can be used as substitutes for the NASDAQ 100 Index. The Fund should realize approximately 100% of the NASDAQ 100 Index return, before expenses of the Fund and expenses of the investments used to execute the 1x Long position. To the extent leverage is utilized through leveraged ETFs, futures or swaps, the Fund may have investible funds to include in the two income allocations.
3. When the rule set indicates a strong up trend, as defined by the Subadviser's proprietary indicators, the strategy dictates a 200% exposure to the NASDAQ 100 Index (a "2x Long" position), through investment in ETFs, ETNs, futures or swaps contracts. Each of these can be used as substitutes for the NASDAQ 100 Index. The Fund should realize approximately 200% of the NASDAQ 100 Index return, before expenses of the Fund and expenses of the investments used to execute the 2x Long position. To the extent leverage is utilized through leveraged ETFs, futures or swaps, the Fund may have investible funds to include in the two income allocations.
4. When the rule set indicates a down market trend, as defined by the Subadviser's proprietary indicators, the strategy dictates an inverse or short 100% exposure to the NASDAQ 100 index (a "1x Short" position), through investments in inverse or leveraged inverse ETFs or ETNs , futures or swaps. Each of these can be used as substitutes for an inverse NASDAQ 100 Index position. The Fund should realize an approximate negative 100% of the NASDAQ 100 Index's return, before expenses of the Fund and expenses of the investments used to execute the 1x Short position. To the extent leverage is utilized through ETFs, futures or swaps, the Fund may have investible funds to include in the two income allocations.

Short to Medium-Term Fixed Income Allocation

The Fund will invest directly in short to medium-term fixed income securities. The portion of the Fund invested in short- to medium-term fixed income securities will be greatest when the STF Strategy finds no obvious market trend (risk level 1 above). The Subadviser's security selection decisions are driven by liquidity, rating and time to maturity. This portion of the Fund's portfolio is constructed in order to mitigate interest rate and credit risk while optimizing income and will involve investment in the following securities: cash, cash equivalents, and upper medium investment grade to prime investment grade short-term debt securities and money market instruments.

Fixed Income/Equity Income Allocation

The Fund will also invest in income-producing securities. The portion of the Fund invested in income-producing securities will be greatest when the STF Strategy finds no obvious market trend (risk level 1 above). The Fund does so indirectly through ETFs, other closed-end and open-end investment companies that themselves primarily invest in income-producing securities. The underlying income-producing securities to which the Fund seeks to gain exposure are primarily: U.S. government securities, corporate debt obligations, foreign debt securities (including emerging markets, which the Fund defines, generally, as those with per capita income less than half that of the U.S.), and bonds in the lowest credit rating category, also called "junk bonds," convertible bonds, preferred stocks, common stocks, master limited partnerships ("MLPs"), and real estate investment trusts ("REITs").

Subadviser may also utilize its proprietary Targeted Volatility Analysis (TVA) in conjunction with the use of the two income allocations to seek to target a level of volatility (based on historical standard deviation measures) for the Fund during any of the Fund's four levels of market risk exposure. The Fund may supplement its exposure to equity markets other than the NASDAQ 100 index through an investment in pooled investment vehicles that focus on other equity segments such as the S&P 500.

The Fund invests without restriction as to issuer capitalization, country, credit quality or the maturity of a security. The Adviser selects swap counterparties that it believes are creditworthy based on credit rating and financial strength. In addition, the Subadviser uses the Fund as an asset allocation tool for its other clients, which may lead to purchases and redemptions of Fund shares. Responding to purchase and redemption-related fluctuations in the Fund's size will result in portfolio turnover not directly related to the preceding investment strategy analysis.

Principal Investment Risks: An investment in the Fund entails risks. The Fund could lose money, or its performance could trail that of other investment alternatives. Neither the Subadviser nor the Adviser can guarantee that the Fund will achieve its objective. It is important that investors closely review and understand these risks before making an investment in the Fund. Turbulence in financial markets and reduced liquidity in equity, credit and fixed income markets could negatively affect issuers worldwide, including the Fund. There is the risk that you could lose all or a portion of your money on your investment in the Fund.

Subadviser's Investment Strategy Risk – While the Subadviser seeks to take advantage of investment opportunities for the Fund that will maximize its investment returns, there is no guarantee that such opportunities will ultimately benefit the Fund. The Subadviser's use of ETFs, ETNs, and other instruments as substitutes for the underlying stocks of the NASDAQ 100 Index means only a portion of the NASDAQ 100 Index's dividend yield will be realized because the expenses of ETFs, ETNs, and other instruments reduce their yield. The Subadviser will aggressively change the Fund's portfolio in response to market conditions that are unpredictable and may expose the Fund to greater market risk than other mutual funds. There is no assurance that the Subadviser's investment strategy will enable the Fund to achieve its investment objective.

Active and Frequent Trading Risk – The Fund may engage in active and frequent trading, leading to increased portfolio turnover, higher transaction costs, and the possibility of increased net realized capital gains, including net short-term capital gains that will be taxable to shareholders as ordinary income when distributed to them. The Subadviser's use of the Fund as an asset allocation tool for its other clients will increase the Fund's portfolio turnover.

Aggressive Investment Techniques Risk – The Fund uses investment techniques, that is, inverse and leveraged instruments and derivatives that may be considered aggressive. Risks associated with the use of futures contracts and options include potentially dramatic price changes (gains or losses) in the value of the instruments and imperfect correlations between the price of the contract and the underlying security or index. These instruments may increase the volatility of the Fund and may involve a small investment of cash relative to the magnitude of the risk assumed.

Convertible Bond Risk – Convertible bonds are hybrid securities that have characteristics of both bonds and common stocks and are subject to fixed income security risks and conversion value-related equity risk.

Counterparty Risk – The Fund may invest in financial instruments involving counterparties for the purpose of attempting to gain exposure to a particular group of securities or asset class without actually purchasing those securities or investments, or to hedge a position. These financial instruments may include swap agreements. The use of swap agreements involves risks that are different from those associated with ordinary portfolio securities transactions. For example, the Fund bears the risk of loss of the amount expected to be received under a swap agreement in the event of the default or bankruptcy of a swap agreement counterparty. Swap agreements also may be considered to be illiquid. In addition, the Fund may enter into swap agreements that involve a limited number of counterparties, which may increase the Fund's exposure to counterparty credit risk. The Fund does not specifically limit its counterparty risk with respect to any single counterparty. Further, there is a risk that no suitable counterparties are willing to enter into, or continue to enter into, transactions with the Fund and, as a result, the Fund may not be able to achieve its investment objective.

Credit Risk – The Fund could lose money if the issuer or guarantor of a debt security goes bankrupt or is unable or unwilling to make interest payments and/or repay principal. The value of a debt security may decline if there are concerns about an issuer's ability or willingness to make interest and or principal payments. Changes in an issuer's financial strength or in an issuer's or debt security's credit rating also may affect a security's value and thus have an impact on Fund performance.

Depository Receipt Risk – To the extent the Fund invests in stocks of foreign corporations, the Fund's investment in such stocks may also be in the form of depository receipts or other securities convertible into securities of foreign issuers, including American Depository Receipts ("ADRs"). While the use of ADRs, which are traded on exchanges and represent an ownership in a foreign security, provide an alternative to directly purchasing the underlying foreign securities in their respective national markets and currencies, investments in ADRs continue to be subject to many of the risks associated with investing directly in foreign securities.

Derivatives Risk – The Fund uses investment techniques, including investments in derivatives such as futures, options, and swaps, which may be considered aggressive. Investments in such derivatives are subject to market risks that may cause their prices to fluctuate over time and may increase the volatility of the Fund. The use of derivatives may expose the Fund to additional risks that it would not be subject to if it invested directly in the securities underlying those derivatives, such as counterparty risk and the risk that the derivatives may become illiquid. The use of derivatives may result in larger losses or smaller gains than otherwise would be the case. In addition, the Fund's investments in derivatives are currently subject to the following risks:

Futures Contracts Risk. There may be an imperfect correlation between the changes in the market value of the securities held by the Fund and the prices of futures contracts. There may not be a liquid secondary market for the futures contracts.

Hedging Risk. If the Fund uses a hedging instrument at the wrong time or judges the market conditions incorrectly, the hedge might be unsuccessful, reduce the Fund's investment return, or create a loss.

Options Risk. There may be an imperfect correlation between the prices of options and movements in the price of the securities (or indices) hedged or used for cover which may cause a given hedge not to achieve its objective.

Swap Agreements Risk. Interest rate swaps are subject to interest rate and credit risk. Total return swaps are subject to counterparty risk, which relate to the credit risk of the counterparty and liquidity risk of the swaps themselves.

Equity Securities Risk – Investments in publicly issued equity securities and securities that provide exposure to equity securities, including common stocks, in general are subject to market risks that may cause their prices to fluctuate over time. Fluctuations in the value of equity securities in which the Fund invests will cause net asset value ("NAV") of the Fund to fluctuate.

Financial Sector Risk – Performance of companies in the financial sector may be adversely impacted by higher borrower default rates, changes in interest rates, leverage, and increased government regulation.

Foreign Securities Risk – Investments in foreign securities and securities that provide exposure to foreign securities involve greater risks than investing in domestic securities. As a result, the Fund's returns and NAVs may be affected to a large degree by fluctuations in currency exchange rates, political, diplomatic or economic conditions and regulatory requirements in other countries. The Fund also may invest in depositary receipts, including ADRs, which are traded on exchanges and provide an alternative to investing directly in foreign securities. Investments in ADRs are subject to many of the risks associated with investing directly in foreign securities. The laws and accounting, auditing, and financial reporting standards in foreign countries typically are not as strict as they are in the U.S., and there may be less public information available about foreign companies. These risks are more pronounced in emerging market countries, which are generally those with per capita income less than half that of the U.S.

Holding Cash Risk – The Fund may hold cash positions when the market is not producing returns greater than the short-term cash investments in which the Fund may invest. Consequently, the Fund may fail to participate in advantageous market returns.

Interest Rate Risk – The value of the Fund's investment in fixed income securities will fall when interest rates rise. The effect of increased interest rates is more pronounced for any intermediate-term or longer-term fixed income obligations owned by the Fund. Recently, interest rates have been historically low. Current conditions may result in a rise in interest rates, which in turn may result in a decline in the value of the fixed income investments held by the Fund. As a result, for the present, interest rate risk may be heightened.

Leverage Risk – The Fund may use leveraged investments that attempt to amplify the price movement of underlying securities or indices on a daily or other periodic basis, which may be considered aggressive. Such instruments may experience potentially dramatic price changes (losses), imperfect amplification and imperfect correlations between the price of the investment and the underlying security or index which will increase the volatility of the Fund and may involve a small investment of cash relative to the magnitude of the risk assumed. The use of leverage instruments may currently expose the Fund to additional risks that it would not be subject to if it invested directly in the securities underlying those derivatives. The use of leveraged instruments may result in larger losses or smaller gains than otherwise would be the case.

Lower Quality Debt Securities Risk – The Fund may invest a significant portion of its assets, primarily through a fund-of-funds approach, in securities rated below investment grade or "junk bonds." Junk bonds may be sensitive to economic changes, political changes, or adverse developments specific to a company. These securities are considered speculative and generally involve greater risk of default or price changes than other types of fixed-income securities and the Fund's performance may vary significantly as a result.

Market Risk – Overall investment market risks affect the value of the Fund. Factors such as economic growth and market conditions, interest rate levels, and political events affect the US and international investment markets. Additionally, unexpected local, regional or global events, such as war; acts of terrorism; financial, political or social disruptions; natural, environmental or man-made disasters; the spread of infectious illnesses or other public health issues (such as the global pandemic coronavirus disease 2019 (COVID-19)); and recessions and depressions could have a significant impact on the Fund and its investments and may impair market liquidity. Such events can cause investor fear, which can adversely affect the economies of nations, regions and the market in general, in ways that cannot necessarily be foreseen.

MLP Risk – Investments in MLPs involve risks different from those of investing in common stock including risks related to limited control and limited rights to vote on matters affecting the MLP, cash flow risks, dilution risks and risks related to the general partner's limited call right. MLPs are generally considered interest-rate sensitive investments. During periods of interest rate volatility, these investments may not provide attractive returns. Many MLPs are focused on energy-related business and are subject to energy sector risks, such as decline in the price of petroleum.

Preferred Stock Risk – The value of preferred stocks will fluctuate with changes in interest rates. Typically, a rise in interest rates causes a decline in the value of preferred stock. Preferred stocks are also subject to credit risk, which is the possibility that an issuer of preferred stock will fail to make its dividend payments.

REIT Risk – A REIT's performance depends on the types and locations of the properties it owns and on how well it manages those properties. Real estate values rise and fall in response to a variety of factors, including local, regional, and national economic conditions, interest rates and tax considerations.

Risks of Investing in Other Investment Companies and Pooled Investment Vehicles – Investments in the securities of other investment companies, (ETFs and mutual funds) and pooled investment vehicles may involve duplication of advisory fees and certain other expenses. By investing in another investment company or pooled investment vehicle, the Fund becomes a shareholder thereof. As a result, Fund shareholders indirectly bear the Fund's proportionate share of the fees and expenses paid by shareholders of the other investment companies or, pooled investment vehicles, in addition to the fees and expenses Fund shareholders indirectly bear in connection with the Fund's own operations. If the other investment companies or pooled investment vehicles, fail to achieve their investment objective, the value of the Fund's investment will decline, adversely affecting the Fund's performance. Leveraged ETFs, mutual funds, and pooled investment vehicles will amplify gains and losses. Most leveraged ETFs and mutual funds "reset" daily and, therefore, due to the effect of compounding, their performance over longer periods of time can differ significantly from the performance of their underlying index or benchmark during the same period of time. In addition, ETF shares may potentially trade at a discount or a premium to NAV and are subject to brokerage and other trading costs, which could result in greater expenses to the Fund. Finally, because the value of ETF shares depends on the demand in the market, the Subadviser may not be able to liquidate the Fund's holdings in those shares at the most optimal time, adversely affecting the Fund's performance.

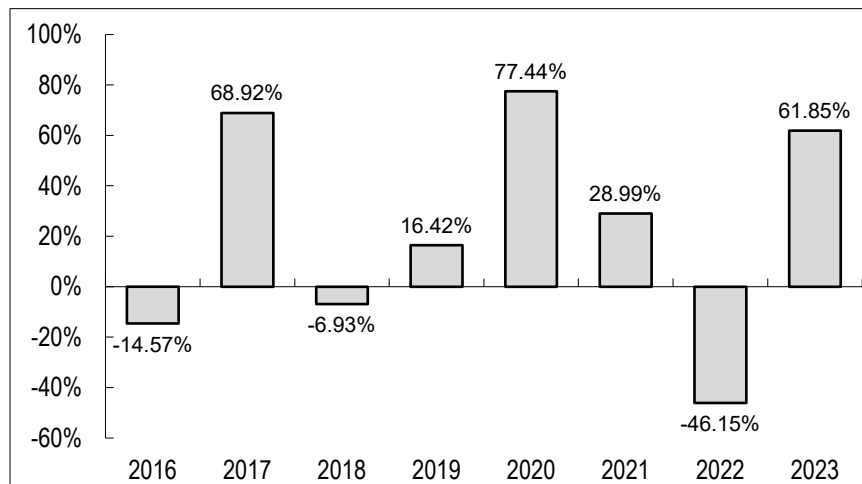
Shorting (Inverse) Risk – Short (inverse) positions are designed to profit from a decline in the price of particular securities, investments in securities or indices. The Fund will lose value if and when the instrument's price rises – a result that is the opposite from traditional mutual funds. The Fund may utilize inverse mutual funds and ETFs. These instruments seek to increase in value when their underlying securities or indices decline. Like leveraged investments, inverse positions may be considered aggressive. Inverse positions may also be leveraged. Such instruments may experience imperfect negative correlation between the price of the investment and the underlying security or index. The use of inverse instruments may expose the Fund to additional risks that it would not be subject to if it invested only in "long" positions.

Small- and Mid-Capitalization Companies Risk – Investing in the securities of small-capitalization (less than \$2 billion) and mid-capitalization (\$2 to \$5 billion) companies involves greater risks and the possibility of greater price volatility than investing in larger capitalization and more-established companies. Investments in mid-cap companies involve less risk than investing in small-cap companies. Smaller companies may have limited operating history, product lines, and financial resources, and the securities of these companies may lack sufficient market liquidity. Mid-cap companies often have narrower markets and more limited managerial and financial resources than larger, more established companies.

Tracking NASDAQ 100 Index Risk – The Fund may use ETFs that are not directly benchmarked to the NASDAQ 100 Index but use a different weighting or rebalancing scheme of the NASDAQ 100 component stocks or are active ETFs in nature. Combined with the short-medium fixed income strategy and the fixed income/equity income strategy, the portfolio daily return of the Fund may not match the NYSE calculated Self-adjusting Trend Following Strategy Index even after the difference of Fund expenses is considered.

Performance: The bar chart and performance table below show the variability of the Fund's returns, which is an indication of the risks of investing in the Fund. The bar chart shows the performance of the Fund's Investor Class shares for each full calendar year since the Fund's inception. The performance table compares the performance of the Fund's Investor Class shares over time to the performance of a broad-based market index. You should be aware that the Fund's past performance (before and after taxes) may not be an indication of how the Fund will perform in the future. Advisor Class shares have similar annual returns to Investor Class shares because the classes are invested in the same portfolio of securities, however, the returns for Advisor Class shares are lower than Investor Class shares because Advisor Class shares have higher expenses. Shareholder reports containing financial and performance information for the Fund will be mailed to shareholders semi-annually. Updated performance information is available at no cost by calling toll-free 1-855-64-QUANT (1-855-647-8268).

**Quantified STF Fund
Investor Class Performance Bar Chart
For Calendar Years Ended December 31**



Best Quarter	29.45%	June 30, 2023
Worst Quarter	(24.36)%	March 31, 2022

The Fund's Investor Class year-to-date return as of September 30, 2024 was 24.15%.

**Performance Table
Average Annual Total Returns
(For periods ended December 31, 2023)**

Quantified STF Fund	One Year	Five Years	Since Inception ⁽¹⁾
Investor Class Shares Return before taxes	61.85%	18.35%	14.74%
Investor Class Shares Return after taxes on distributions ⁽²⁾⁽⁴⁾	61.18%	15.48%	11.65%
Investor Class Shares Return after taxes on distributions and sale of Fund shares ⁽²⁾⁽⁴⁾	36.62%	14.13%	10.99%
NASDAQ 100 Total Return Index ⁽³⁾⁽⁵⁾ (reflects no deduction for fees, expenses or taxes)	55.13%	22.66%	18.76% ⁽⁵⁾
Advisor Class Shares Return before taxes	60.81%	17.62%	14.09%
NASDAQ 100 Total Return Index ⁽³⁾⁽⁵⁾ (reflects no deduction for fees, expenses or taxes)	55.13%	22.66%	18.76% ⁽⁵⁾

- (1) The inception date of the Fund's Investor Class Shares and Advisor Class Shares is November 13, 2015.
- (2) After-tax returns are calculated using the historical highest individual federal marginal income tax rates and do not reflect the impact of state and local taxes. Actual after-tax returns depend on an investor's tax situation and may differ from those shown, and after-tax returns shown are not relevant to investors who hold their Fund shares through tax-deferred arrangements, such as 401(k) plans or individual retirement accounts.
- (3) The NASDAQ 100 Total Return Index is the largest domestic and international non-financial companies listed on the Nasdaq Stock Market based on market capitalization. The Index reflects companies across major industry groups including computer hardware and software, telecommunications, retail/wholesale trade and biotechnology. Index composition is reviewed on an annual basis in December. Investors cannot invest directly in an index; unlike the Fund's returns, the index does not reflect any fees or expenses.
- (4) After tax returns are only shown for Investor Class Shares. After Tax Return for Advisor Class Shares will vary.
- (5) The NASDAQ 100 Return Index is shown from inception of November 13, 2015 for both the Investor Class Shares and the Advisor Class Shares.

Investment Adviser: Advisors Preferred, LLC

Subadviser: Flexible Plan Investments, Ltd.

Subadviser Portfolio Managers: Jerry C. Wagner, President of the Subadviser, has served the Fund as a portfolio manager since it commenced operations in 2015. Timothy Hanna, CFA, CFIP, Senior Portfolio Manager of the Subadviser has served the Fund as a portfolio manager since 2019. Daniel Poppe, CFA, Senior Research Analyst of the Subadviser has served the Fund as a portfolio manager since April 2024.

Purchase and Sale of Fund Shares: You may purchase and redeem shares of the Fund on any day that the New York Stock Exchange is open for trading. You may purchase or redeem Fund shares by written request via mail (Quantified STF Fund, c/o Ultimus Fund Solutions, LLC, P.O. Box 541150, Omaha, Nebraska 68154), by wire transfer, by telephone toll-free at 1-855-64-QUANT (1-855-647-8268), or through a financial intermediary. Purchases and redemptions by telephone are only permitted if you previously established these options on your account. The Fund accepts investments in the following minimum amounts:

Class	Account Type	Minimum Initial Investment	Minimum Subsequent Investment
Investor	Regular Account	\$10,000	\$1,000
Investor	Retirement Account	\$10,000	\$0
Advisor	Regular Account	\$10,000	\$1,000
Advisor	Retirement Account	\$10,000	\$0

The Fund, Adviser or Subadviser may waive any investment minimum.

Tax Information: Dividends and capital gain distributions you receive from the Fund, whether you reinvest your distributions in additional Fund shares or receive them in cash, are taxable to you at either ordinary income or capital gains tax rates unless you are investing through a tax-deferred plan such as an IRA or 401(k) plan. However, these dividend and capital gain distributions may be taxable upon their eventual withdrawal from tax-deferred plans.

Payments to Broker-Dealers and Other Financial Intermediaries: If you purchase the Fund through a broker-dealer or other financial intermediary (such as a bank), the Fund and its related companies may pay the intermediary for the sale of Fund shares and related services. These payments may create a conflict of interest by influencing the broker-dealer or other intermediary and your salesperson to recommend the Fund over another investment. Ask your salesperson or visit your financial intermediary's website for more information.

QUANTIFIED TACTICAL FIXED INCOME FUND

Investment Objective: The Quantified Tactical Fixed Income Fund (the “Fund”) seeks total return.

Fees and Expenses of the Fund: This table describes the fees and expenses that you may pay if you buy, hold, and sell shares of the Fund. **You may pay other fees, such as brokerage commissions and other fees to financial intermediaries, which are not reflected in the table and Examples below.**

Annual Fund Operating Expenses (expenses that you pay each year as a percentage of the value of your investment)	Investor Class Shares	Advisor Class Shares
Management Fees	1.00%	1.00%
Distribution and/or Service (12b-1) Fees	0.25%	1.00%
Other Expenses	0.36% ⁽¹⁾	0.21% ⁽²⁾
Acquired Fund Fees and Expenses ⁽³⁾	0.04%	0.04%
Total Annual Fund Operating Expenses ⁽³⁾	1.65%	2.25% ⁽²⁾

(1) Includes up to 0.15% for sub-transfer agent and sub-accounting fees.

(2) Estimated for Advisor Class Shares which have not commenced operations.

(3) The operating expenses in this fee table will not correlate to the expense ratio in the Fund’s financial highlights, when issued, because the financial statements include only the direct operating expenses incurred by the Fund and do not include the indirect costs of investing in other investment companies.

Example: This Example is intended to help you compare the cost of investing in the Fund with the cost of investing in other mutual funds.

The Example assumes that you invest \$10,000 in the Fund for the time periods indicated and then redeem all of your shares at the end of those periods. The Example also assumes that your investment has a 5% return each year and that the Fund’s operating expenses remain the same. Although your actual costs may be higher or lower, based upon these assumptions your costs would be:

Class	1 Year	3 Years	5 Years	10 Years
Investor	\$168	\$520	\$897	\$1,955
Advisor	\$228	\$703	\$1,205	\$2,585

Portfolio Turnover: The Fund pays transaction costs, such as commissions, when it buys and sells securities (or “turns over” its portfolio). A higher portfolio turnover may indicate higher transaction costs and may result in higher taxes when Fund shares are held in a taxable account. These costs, which are not reflected in annual fund operating expenses or in the Example, affect the Fund’s performance. For the fiscal year ended June 30, 2024, the Fund’s portfolio turnover rate was 14% of the average value of its portfolio.

Principal Investment Strategies: The Fund’s investment adviser, Advisors Preferred, LLC (the “Adviser”), delegates execution of the Fund’s investment strategy to the subadviser, Flexible Plan Investments, Ltd. (“FPI” or the “Subadviser”). The Subadviser selects investments for the Fund and provides trade placement for directly issued fixed income instruments, including cash equivalents. The Adviser provides trade placement for non-fixed income instruments, and indirect fixed income instruments such as mutual funds that invest primarily in debt instruments.

Under normal circumstances, the Fund invests at least 80% of its net assets (plus any borrowing for investment purposes) in fixed income securities. The Fund defines fixed income securities as debt instruments, exchange-traded funds (“ETFs”) and mutual funds that invest primarily in debt instruments, futures and swap contracts on debt instruments and pooled investment vehicles that invest primarily in the preceding. The Fund invests in ETFs, mutual funds and pooled investment vehicles that are not affiliated with the Adviser or Subadviser. The Fund invests primarily in US government debt and high-yield debt (commonly known as “junk bonds”), directly or through ETFs, mutual funds and pooled investment vehicles. The Fund also uses futures contracts and swaps on US government debt and high-yield debt as substitutes for debt instruments. The Fund invests in fixed income securities without any restriction on maturity or credit quality. The Fund may gain long or short exposure to fixed income securities by using inverse and/or leveraged ETFs and mutual funds (without restriction), regardless of whether they generate income or dividends. Short (inverse) positions are designed to profit from a decline in the price of particular securities, investments in securities or indices. The Fund employs inverse and short positions for hedging purposes or to capture returns in down markets.

The Subadviser seeks interest income from debt instruments. Additionally, the Subadviser seeks capital gains by changing asset allocations between long positions in US government debt and high-yield debt as well as by utilizing short position exposure to US government debt. The Subadviser uses an aggressive tactical management strategy that typically results in high portfolio turnover. The Subadviser employs three investment models, which are driven by sub-strategies, to allocate assets and select long and short exposures. The sub-strategies are chosen and rebalanced quarterly using the Subadviser's allocation algorithm to create a portfolio that aims for a balance of high return, low correlation, and low volatility. The Subadviser monitors the sub-strategies and may trade daily.

Principal Investment Risks: An investment in the Fund entails risks. The Fund could lose money, or its performance could trail that of other investment alternatives. Neither the Subadviser nor the Adviser can guarantee that the Fund will achieve its objective. It is important that investors closely review and understand these risks before making an investment in the Fund. Turbulence in financial markets and reduced liquidity in credit and fixed income markets could negatively affect issuers worldwide, including the Fund. There is the risk that you could lose all or a portion of your money on your investment in the Fund.

Subadviser's Investment Strategy Risk – While the Subadviser seeks to take advantage of investment opportunities for the Fund that will maximize its investment returns, there is no guarantee that such opportunities will ultimately benefit the Fund. The Subadviser will aggressively change the Fund's portfolio in response to market conditions that are unpredictable and may expose the Fund to greater market risk than other mutual funds. There is no assurance that the Subadviser's investment strategy will enable the Fund to achieve its investment objective.

Active and Frequent Trading Risk – The Fund may engage in active and frequent trading, leading to increased portfolio turnover, higher transaction costs, and the possibility of increased net realized capital gains, including net short-term capital gains that will be taxable to shareholders as ordinary income when distributed to them. The Subadviser's use of the Fund as an asset allocation tool for its other clients will increase the Fund's portfolio turnover.

Aggressive Investment Techniques Risk – The Fund uses investment techniques that may be considered aggressive. Risks associated with the use of futures and swaps include potentially dramatic price changes (losses) in the value of the instruments and imperfect correlations between the price of the contract and the underlying security or index. These instruments may increase the volatility of the Fund and may involve a small investment of cash relative to the magnitude of the risk assumed.

Counterparty Risk – The Fund may invest in financial instruments involving counterparties for the purpose of attempting to gain exposure to a particular group of securities or asset class without actually purchasing those securities or investments, or to hedge a position. These financial instruments may include swap agreements. The use of swap agreements involves risks that are different from those associated with ordinary portfolio securities transactions. For example, the Fund bears the risk of loss of the amount expected to be received under a swap agreement in the event of the default or bankruptcy of a swap agreement counterparty. Swap agreements also may be considered to be illiquid. In addition, the Fund may enter into swap agreements that involve a limited number of counterparties, which may increase the Fund's exposure to counterparty credit risk. The Fund does not specifically limit its counterparty risk with respect to any single counterparty. Further, there is a risk that no suitable counterparties are willing to enter into, or continue to enter into, transactions with the Fund and, as a result, the Fund may not be able to achieve its investment objective.

Credit Risk – The Fund could lose money if the issuer or guarantor of a debt security goes bankrupt or is unable or unwilling to make interest payments and/or repay principal. The value of a debt security may decline if there are concerns about an issuer's ability or willingness to make interest and or principal payments. Changes in an issuer's financial strength or in an issuer's or debt security's credit rating also may affect a security's value and thus have an impact on Fund performance. The Fund considers all derivatives and non-U.S. Treasury debt instruments as subject to credit risk.

Derivatives Risk – The Fund uses investment techniques, investments in derivatives such as futures and swaps, which may be considered aggressive. Investments in such derivatives are subject to market risks that may cause their prices to fluctuate over time and may increase the volatility of the Fund. The use of derivatives may expose the Fund to additional risks that it would not be subject to if it invested directly in the securities underlying those derivatives, such as counterparty risk and the risk that the derivatives may become illiquid. The use of derivatives may result in larger losses or smaller gains than otherwise would be the case. In addition, the Fund's investments in derivatives currently are subject to the following risks:

Futures Contracts Risk. There may be an imperfect correlation between the changes in the market value of the securities held by the Fund and the prices of futures contracts. There may not be a liquid secondary market for the futures contracts. If the Fund uses futures as hedging instrument at the wrong time or judges the market conditions incorrectly, the hedge might be unsuccessful, reduce the Fund's investment return, or create a loss.

Hedging Risk. If the Fund uses a hedging instrument at the wrong time or judges the market conditions incorrectly, the hedge might be unsuccessful, reduce the Fund's investment return, or create a loss.

Swap Agreements Risk. Interest rate swaps are subject to interest rate and credit risk. Total return swaps are subject to counterparty risk, which relates to the credit risk of the counterparty and liquidity risk of the swaps themselves.

Financial Sector Risk – Performance of companies in the financial sector may be adversely impacted by higher borrower default rates, changes in interest rates, leverage, and increased government regulation.

Holding Cash Risk – The Fund may hold cash positions when the market is not producing returns greater than the short-term cash investments in which the Fund may invest. There is a risk that the sections of the market in which the Fund invests will begin to rise or fall rapidly and the Fund will not be able to sell stocks quickly enough to avoid losses or reinvest its cash positions into areas of the advancing market quickly enough to capture the initial returns of changing market conditions.

Interest Rate Risk – The value of the Fund's investment in fixed income securities will fall when interest rates rise. The effect of increased interest rates is more pronounced for any intermediate-term or longer-term fixed income obligations owned by the Fund. Recently, interest rates have been historically low. Current conditions may result in a rise in interest rates, which in turn may result in a decline in the value of the fixed income investments held by the Fund. As a result, for the present, interest rate risk may be heightened.

Inverse Risk – Inverse positions are designed to profit from a decline in the price of particular securities, investments in securities or indices. The Fund will lose value if and when the instrument's price rises – a result that is the opposite from traditional mutual funds. The Fund may also utilize inverse mutual funds and ETFs. These instruments seek to increase in value when their underlying securities or indices decline. Like leveraged investments, inverse positions may be considered aggressive. Inverse positions may also be leveraged. Such instruments may experience imperfect negative correlation between the price of the investment and the underlying security or index. The use of inverse instruments may expose the Fund to additional risks that it would not be subject to if it invested only in "long" positions.

Leverage Risk – The Fund may use leveraged investments that attempt to amplify the price movement of underlying securities or indices on a daily or other periodic basis, which may be considered aggressive. Such instruments may experience potentially dramatic price changes (losses), imperfect amplification, and imperfect correlations between the price of the investment and the underlying security or index which will increase the volatility of the Fund and may involve a small investment of cash relative to the magnitude of the risk assumed. The use of leveraged instruments may currently expose the Fund to additional risks that it would not be subject to if it invested directly in the securities underlying those derivatives. The use of leveraged instruments may result in larger losses or smaller gains than otherwise would be the case. Most leveraged ETFs "reset" daily and, therefore, due to the effect of compounding, their performance over longer periods of time can differ significantly from the performance of their underlying index or benchmark during the same period of time.

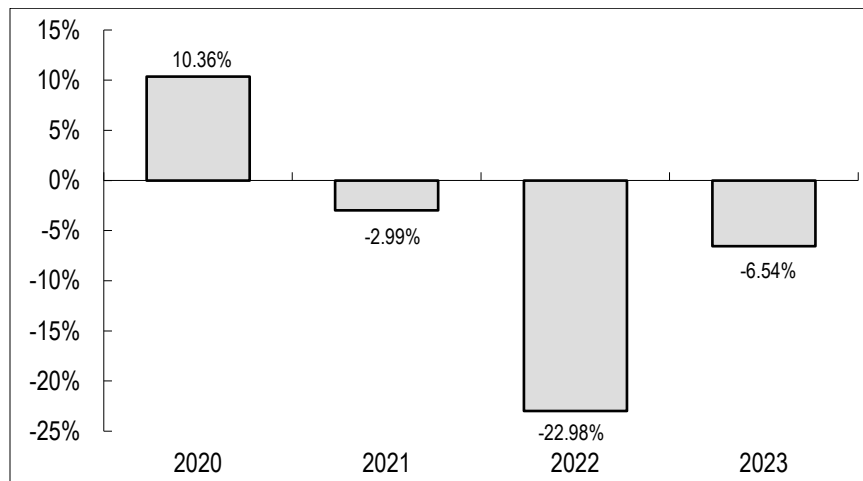
Lower-Quality Debt Securities Risk – The Fund will invest a significant portion of its assets in securities rated below investment grade or "junk bonds." Junk bonds may be sensitive to economic changes, political changes, or adverse developments specific to a company. These securities are considered speculative and generally involve greater risk of default or price changes than other types of fixed-income securities and the Fund's performance may vary significantly as a result.

Market Risk – Overall investment market risks affect the value of the Fund. Factors such as economic growth and market conditions, interest rate levels, and political events affect the US and international investment markets. Additionally, unexpected local, regional or global events, such as war; acts of terrorism; financial, political or social disruptions; natural, environmental or man-made disasters; the spread of infectious illnesses or other public health issues (such as the global pandemic coronavirus disease 2019 (COVID-19)); and recessions and depressions could have a significant impact on the Fund and its investments and may impair market liquidity. Such events can cause investor fear, which can adversely affect the economies of nations, regions and the market in general, in ways that cannot necessarily be foreseen.

Risks of Investing in Other Investment Companies and Pooled Investment Vehicles – Investments in the securities of other investment companies (ETFs and mutual funds) and pooled investment vehicles may involve duplication of advisory fees and certain other expenses. By investing in another investment company or pooled investment vehicle, the Fund becomes a shareholder thereof. As a result, Fund shareholders indirectly bear the Fund's proportionate share of the fees and expenses paid by shareholders of the other investment companies or pooled investment vehicles, in addition to the fees and expenses Fund shareholders indirectly bear in connection with the Fund's own operations. If the other investment companies or pooled investment vehicles fail to achieve their investment objectives, the value of the Fund's investment will decline, adversely affecting the Fund's performance. Leveraged ETFs, mutual funds, and pooled investment vehicles will amplify gains and losses. Most leveraged ETFs and mutual funds "reset" daily and, therefore, due to the effect of compounding, their performance over longer periods of time can differ significantly from the performance of their underlying index or benchmark during the same period of time. In addition, ETF shares potentially may trade at a discount or a premium to NAV and are subject to brokerage and other trading costs, which could result in greater expenses to the Fund. Finally, because the value of ETF shares depends on the demand in the market, the Subadviser may not be able to liquidate the Fund's holdings in those shares at the most optimal time, adversely affecting the Fund's performance.

Performance: The bar chart and performance table below show the variability of the Fund's returns, which is an indication of the risks of investing in the Fund. The bar chart shows the performance of the Fund's Investor Class shares for each full calendar year since the Fund's inception. The Adviser Class shares of the Fund have not commenced operations. The performance table compares the performance of the Fund's Investor Class shares over time to the performance of a broad-based market index. You should be aware that the Fund's past performance (before and after taxes) may not be an indication of how the Fund will perform in the future. Once they commence operations, Adviser Class shares, will have similar annual returns to Investor Class shares because the classes are invested in the same portfolio of securities, however, the returns for Adviser Class shares are lower than Investor Class shares because Adviser Class shares have higher expenses. Shareholder reports containing financial and performance information for the Fund will be mailed to shareholders semi-annually. Updated performance information is available at no cost by calling toll-free 1-855-64-QUANT (1-855-647-8268).

**Quantified Tactical Fixed Income Fund
Investor Class Performance Bar Chart
For Calendar Year Ended December 31**



Best Quarter	11.39%	March 31, 2020
Worst Quarter	(9.24)%	March 31, 2021

The Fund's Investor Class year-to-date return as of September 30, 2024 was 0.67%.

**Performance Table
Average Annual Total Returns
(For periods ended December 31, 2023)**

Quantified Tactical Fixed Income Fund	One Year	Since Inception ⁽¹⁾
Investor Class Shares Return before taxes	(6.54)%	(5.59)%
Investor Class Shares Return after taxes on distributions ⁽²⁾	(6.57)%	(5.89)%
Investor Class Shares Return after taxes on distributions and sale of Fund shares ⁽²⁾	(3.87)%	(4.18)%
Bloomberg U.S. Aggregate Bond Index ⁽³⁾ (reflects no deduction for fees, expenses or taxes)	5.53%	(0.33)%

- (1) The inception date for Fund's Investor Class Shares is September 13, 2019. The Fund's Adviser Class Shares have not commenced operations.
- (2) After-tax returns are calculated using the historical highest individual federal marginal income tax rates and do not reflect the impact of state and local taxes. Actual after-tax returns depend on an investor's tax situation and may differ from those shown, and after-tax returns shown are not relevant to investors who hold their Fund shares through tax-deferred arrangements, such as 401(k) plans or individual retirement accounts.
- (3) The Bloomberg U.S. Aggregate Bond Index is an unmanaged index comprised of U.S. investment grade, fixed rate bond market securities, including government, government agency, corporate and mortgage-backed securities. Investors cannot invest directly in an index; unlike the Fund's returns, the index does not reflect any fees or expenses.

Investment Adviser: Advisors Preferred, LLC.

Subadviser: Flexible Plan Investments, Ltd.

Subadviser Portfolio Managers: Jerry C. Wagner, President of the Subadviser has served the Fund as a portfolio manager since it commenced operations in 2019. Timothy Hanna, CFA, CFIP, Senior Portfolio Manager of the Subadviser has served the Fund as a portfolio manager since it commenced operations in 2019. Daniel Poppe, CFA, Senior Research Analyst of the Subadviser has served the Fund as a portfolio manager since April 2024.

Purchase and Sale of Fund Shares: You may purchase and redeem shares of the Fund on any day that the New York Stock Exchange is open for trading. You may purchase or redeem Fund shares by written request via mail (Quantified Tactical Fixed Income Fund, c/o Ultimus Fund Solutions, LLC, P.O. Box 541150, Omaha, Nebraska 68154), by wire transfer, by telephone toll-free at 1-855-64-QUANT (1-855-647-8268), or through a financial intermediary. Purchases and redemptions by telephone are only permitted if you previously established these options on your account. The Fund accepts investments in the following minimum amounts:

Class	Account Type	Minimum Initial Investment	Minimum Subsequent Investment
Investor	Regular Account	\$10,000	\$1,000
Investor	Retirement Account	\$10,000	\$0
Advisor	Regular Account	\$10,000	\$1,000
Advisor	Retirement Account	\$10,000	\$0

The Fund, Adviser or Subadviser may waive any investment minimum.

Tax Information: Dividends and capital gain distributions you receive from the Fund, whether you reinvest your distributions in additional Fund shares or receive them in cash, are taxable to you at either ordinary income or capital gains tax rates unless you are investing through a tax-deferred plan such as an IRA or 401(k) plan. However, these dividend and capital gain distributions may be taxable upon their eventual withdrawal from tax-deferred plans.

Payments to Broker-Dealers and Other Financial Intermediaries: If you purchase the Fund through a broker-dealer or other financial intermediary (such as a bank), the Fund and its related companies may pay the intermediary for the sale of Fund shares and related services. These payments may create a conflict of interest by influencing the broker-dealer or other intermediary and your salesperson to recommend the Fund over another investment. Ask your salesperson or visit your financial intermediary's website for more information.

QUANTIFIED EVOLUTION PLUS FUND

Investment Objective: The Quantified Evolution Plus Fund (the “Fund”) seeks capital appreciation.

Fees and Expenses of the Fund: This table describes the fees and expenses that you may pay if you buy, hold, and sell shares of the Fund. **You may pay other fees, such as brokerage commissions and other fees to financial intermediaries, which are not reflected in the table and Examples below.**

Annual Fund Operating Expenses (expenses that you pay each year as a percentage of the value of your investment)	Investor Class Shares	Advisor Class Shares
Management Fees	1.00%	1.00%
Distribution and/or Service (12b-1) Fees	0.25%	1.00%
Other Expenses	0.40% ⁽¹⁾	0.25% ⁽²⁾
Acquired Fund Fees and Expenses ⁽³⁾	0.09%	0.09%
Total Annual Fund Operating Expenses⁽³⁾	1.74%	2.34%⁽²⁾

(1) Includes up to 0.15% for sub-transfer agent and sub-accounting fees.

(2) Estimated for Advisor Class Shares which have not commenced operations.

(3) The operating expenses in this fee table will not correlate to the expense ratio in the Fund’s financial highlights, when issued, because the financial statements include only the direct operating expenses incurred by the Fund and do not include the indirect costs of investing in other investment companies.

Example: This Example is intended to help you compare the cost of investing in the Fund with the cost of investing in other mutual funds.

The Example assumes that you invest \$10,000 in the Fund for the time periods indicated and then redeem all of your shares at the end of those periods. The Example also assumes that your investment has a 5% return each year and that the Fund’s operating expenses remain the same. Although your actual costs may be higher or lower, based upon these assumptions your costs would be:

Class	1 Year	3 Years	5 Years	10 Years
Investor	\$177	\$548	\$944	\$2,052
Advisor	\$237	\$730	\$1,250	\$2,676

Portfolio Turnover: The Fund pays transaction costs, such as commissions, when it buys and sells securities (or “turns over” its portfolio). A higher portfolio turnover may indicate higher transaction costs and may result in higher taxes when Fund shares are held in a taxable account. These costs, which are not reflected in annual fund operating expenses or in the Example, affect the Fund’s performance. For the fiscal year ended June 30, 2024, the Fund’s portfolio turnover rate was 329% of the average value of its portfolio.

Principal Investment Strategies: The Fund’s investment adviser, Advisors Preferred, LLC (the “Adviser”), delegates execution of the Fund’s investment strategy to the subadviser, Flexible Plan Investments, Ltd. (“FPI” or the “Subadviser”). The Subadviser selects investments for the Fund and provides trade placement for fixed income instruments, including cash equivalents. The Adviser provides trade placement for non-fixed income instruments.

The Subadviser seeks to achieve the Fund’s investment objective by allocating assets, without restriction, among a wide variety of asset classes. The Subadviser’s asset allocation focuses primarily on the following categories:

- Equities - US, foreign developed markets, and emerging markets
- Debt - Long-term US Treasury, and high yield debt (commonly referred to as “junk bonds”)
- Gold
- Commodities

The Subadviser may invest directly in securities representing an asset class or may invest in exchange-traded funds (“ETFs”) and mutual funds that invest primarily in an asset class, or in futures or swaps linked to an asset class. The Fund uses futures and swaps as a substitute hedge for the reference asset. The Fund invests in ETFs and mutual funds that are not affiliated with the Adviser or Subadviser. To the extent the Fund invests in stocks of foreign corporations, the Fund’s investment in such stocks may be in the form of depositary receipts or other securities convertible into securities of foreign issuers, including American Depositary Receipts (“ADRs”). The Fund may also invest to gain indirect exposure to Bitcoin,

through Bitcoin futures contracts and shares of Bitcoin-Linked funds such as Grayscale® Bitcoin Trust. The Fund limits investment in Grayscale® Bitcoin Trust shares to 15% of total assets but does not limit Bitcoin-linked ETFs and mutual funds. Grayscale® Bitcoin Trust is a Delaware statutory trust that holds Bitcoin and issues common units of fractional undivided beneficial interest (shares) that are exchange traded.

The Subadviser's proprietary evolution strategy considers four factors to rank asset classes and adjust the position size of securities and other investment vehicles to generate a portfolio allocation. The ranking factors for each asset class are:

1. Price momentum (or relative strength),
2. Volatility (or risk),
3. Correlation with other assets classes, and
4. Likelihood that the asset class's positive trend will continue.

The Subadviser anticipates investing primarily in equities during periods of strong equity performance, while investing in other asset classes when equities suffer. The Subadviser seeks to manage risk by using leveraged index funds and swap contracts to maintain a leveraged position. During periods of financial uncertainty or distress, the Subadviser allocates the majority of Fund assets to short term, fixed income investments. The Fund is aggressively managed by the Subadviser, which typically results in high portfolio turnover.

The Fund will invest up to 25% of its total assets in a wholly owned and controlled subsidiary (the "Subsidiary"). The Subsidiary is expected to provide the Fund with exposure to certain instruments within the limitations of the federal tax requirements of Subchapter M of the Internal Revenue Code of 1986, as amended (the "Code"). The Subsidiary will invest primarily in gold, or commodity, and Bitcoin related securities and derivatives. The Fund's investments will be composed primarily of securities, even when viewing the Subsidiary on a consolidated basis. The Subsidiary, when viewed from a consolidated basis, is subject to the same investment restrictions as the Fund. The Fund invests without restriction as to issuer country or capitalization; or maturity or credit quality of debt instruments.

Principal Investment Risks: An investment in the Fund entails risks. The Fund could lose money, or its performance could trail that of other investment alternatives. Neither the Subadviser nor the Adviser can guarantee that the Fund will achieve its objective. It is important that investors closely review and understand these risks before making an investment in the Fund. Turbulence in financial markets and reduced liquidity in equity, credit and fixed income markets could negatively affect issuers worldwide, including the Fund. There is the risk that you could lose all or a portion of your money on your investment in the Fund.

Subadviser's Investment Strategy Risk – While the Subadviser seeks to take advantage of investment opportunities for the Fund that will maximize its investment returns, there is no guarantee that such opportunities will ultimately benefit the Fund. The Subadviser will aggressively change the Fund's portfolio in response to market conditions that are unpredictable and may expose the Fund to greater market risk than other mutual funds. There is no assurance that the Subadviser's investment strategy will enable the Fund to achieve its investment objective.

Active and Frequent Trading Risk – The Fund may engage in active and frequent trading, leading to increased portfolio turnover, higher transaction costs, and the possibility of increased net realized capital gains, including net short-term capital gains that will be taxable to shareholders as ordinary income when distributed to them. The Subadviser's use of the Fund as an asset allocation tool for its other clients will increase the Fund's portfolio turnover.

Aggressive Investment Techniques Risk – The Fund uses investment techniques, that is, inverse and leveraged instruments and derivatives that may be considered aggressive. Risks associated with the use of swaps include potentially dramatic price changes (losses) in the value of the instruments and imperfect correlations between the price of the contract and the underlying security or index. These instruments may increase the volatility of the Fund and may involve a small investment of cash relative to the magnitude of the risk assumed.

Bitcoin Risk – Bitcoin may experience very high volatility and related investment vehicles may be affected by such volatility. As a cryptocurrency, Bitcoin operates without central authority and is not backed by any government. Federal, state or foreign governments may restrict the use and exchange of Bitcoin, and regulation in the U.S. is still developing. Increased regulation might tend to depress the price of Bitcoin. Cryptocurrency exchanges may stop operating or permanently shut down due to fraud, technical glitches, hackers or malware. Bitcoin Transactions are irrevocable and stolen or incorrectly transferred Bitcoins may be irretrievable. AS a result, any incorrectly executed Bitcoin transactions could adversely affect the value of the Fund's investment in the Grayscale® Bitcoin Trust. Shares of Grayscale® Bitcoin Trust may trade at a premium or discount to the NAV of the Grayscale® Bitcoin Trust. Historically, Grayscale® Bitcoin Trust has traded at a significant premium or discount. Bitcoin futures-related funds are subject to imperfect correlation between Bitcoin futures and Bitcoins, as well as futures liquidity risk. There may not be a liquid market for Bitcoin futures contracts.

Commodity Risk – The investments in companies involved in commodity-related businesses may be subject to greater volatility than investments in companies involved in more traditional businesses. The value of companies in commodity-related businesses may be affected by overall market movements and other factors affecting the value of a particular industry or commodity, such as weather, disease, embargoes, or political and regulatory developments.

Counterparty Risk – The Fund may invest in financial instruments involving counterparties for the purpose of attempting to gain exposure to a particular group of securities or asset class without actually purchasing those securities or investments, or to hedge a position. These financial instruments may include swap agreements. The use of swap agreements involves risks that are different from those associated with ordinary portfolio securities transactions. For example, the Fund bears the risk of loss of the amount expected to be received under a swap agreement in the event of the default or bankruptcy of a swap agreement counterparty. Swap agreements also may be considered to be illiquid. In addition, the Fund may enter into swap agreements that involve a limited number of counterparties, which may increase the Fund's exposure to counterparty credit risk. The Fund does not specifically limit its counterparty risk with respect to any single counterparty. Further, there is a risk that no suitable counterparties are willing to enter into, or continue to enter into, transactions with the Fund and, as a result, the Fund may not be able to achieve its investment objective.

Credit Risk – The Fund could lose money if the issuer or guarantor of a debt security goes bankrupt or is unable or unwilling to make interest payments and/or repay principal. The value of a debt security may decline if there are concerns about an issuer's ability or willingness to make interest and or principal payments. Changes in an issuer's financial strength or in an issuer's or debt security's credit rating also may affect a security's value and thus have an impact on Fund performance.

Depository Receipt Risk – To the extent the Fund invests in stocks of foreign corporations, the Fund's investment in such stocks may also be in the form of depository receipts or other securities convertible into securities of foreign issuers, including ADRs. While the use of ADRs, which are traded on exchanges and represent an ownership in a foreign security, provide an alternative to directly purchasing the underlying foreign securities in their respective national markets and currencies, investments in ADRs continue to be subject to many of the risks associated with investing directly in foreign securities.

Derivatives Risk – The Fund uses investment techniques, investments in derivatives such as swaps, which may be considered aggressive. Investments in such derivatives are subject to market risks that may cause their prices to fluctuate over time and may increase the volatility of the Fund. The use of derivatives may expose the Fund to additional risks that it would not be subject to if it invested directly in the securities underlying those derivatives, such as counterparty risk and the risk that the derivatives may become illiquid. The use of derivatives may result in larger losses or smaller gains than otherwise would be the case. In addition, the Fund's investments in derivatives are currently subject to the following risks:

Futures Contracts Risk. There may be an imperfect correlation between the changes in the market value of the securities held by the Fund and the prices of futures contracts. There may not be a liquid secondary market for the futures contracts. If the Fund uses futures as a hedging instrument at the wrong time or judges the market conditions incorrectly, the hedge might be unsuccessful, reduce the Fund's investment return, or create a loss.

Hedging Risk. If the Fund uses a hedging instrument at the wrong time or judges the market conditions incorrectly, the hedge might be unsuccessful, reduce the Fund's investment return, or create a loss.

Swap Agreements Risk. Interest rate swaps are subject to interest rate and credit risk. Total return swaps are subject to counterparty risk, which relate to the credit risk of the counterparty and liquidity risk of the swaps themselves.

Equity Securities Risk – Investments in publicly issued equity securities and securities that provide exposure to equity securities, including common stocks, in general are subject to market risks that may cause their prices to fluctuate over time. Fluctuations in the value of equity securities in which the Fund invests will cause net asset value ("NAV") of the Fund to fluctuate.

Financial Sector Risk – Performance of companies in the financial sector may be adversely impacted by higher borrower default rates, changes in interest rates, leverage, and increased government regulation.

Foreign Securities Risk – Investments in foreign securities and securities that provide exposure to foreign securities involve greater risks than investing in domestic securities. As a result, the Fund's returns and NAVs may be affected to a large degree by fluctuations in currency exchange rates, political, diplomatic or economic conditions and regulatory requirements in other countries. The Fund also may invest in depository receipts, including ADRs, which are traded on exchanges and provide an alternative to investing directly in foreign securities. Investments in ADRs are subject to many of the risks associated with investing directly in foreign securities. The laws and accounting, auditing, and financial reporting standards in foreign countries typically are not as strict as they are in the U.S., and there may be less public information available about foreign companies. These risks are more pronounced in emerging market countries, which are generally those with per capita income less than half that of the U.S.

Gold Risk – The price of Gold may be volatile, and Gold bullion-related Exchange Traded Funds (“ETFs”) and derivatives may be highly sensitive to the price of Gold. The price of Gold bullion can be significantly affected by international monetary and political developments such as currency devaluation or revaluation, central bank movements, economic and social conditions within a country, transactional or trade imbalances, or trade or currency restrictions between countries. Physical Gold bullion has sales commission, storage, insurance and auditing expenses.

Holding Cash Risk – The Fund may hold cash positions when the market is not producing returns greater than the short-term cash investments in which the Fund may invest. There is a risk that the sections of the market in which the Fund invests will begin to rise or fall rapidly and the Fund will not be able to sell stocks quickly enough to avoid losses or reinvest its cash positions into areas of the advancing market quickly enough to capture the initial returns of changing market conditions.

Interest Rate Risk – The value of the Fund’s investment in fixed income securities will fall when interest rates rise. The effect of increased interest rates is more pronounced for any intermediate-term or longer-term fixed income obligations owned by the Fund. Recently, interest rates have been historically low. Current conditions may result in a rise in interest rates, which in turn may result in a decline in the value of the fixed income investments held by the Fund. As a result, for the present, interest rate risk may be heightened.

Leverage Risk – The Fund may use leveraged investments that attempt to amplify the price movement of underlying securities or indices on a daily or other periodic basis, which may be considered aggressive. Such instruments may experience potentially dramatic price changes (losses), imperfect amplification, and imperfect correlations between the price of the investment and the underlying security or index which will increase the volatility of the Fund and may involve a small investment of cash relative to the magnitude of the risk assumed. The use of leveraged instruments may currently expose the Fund to additional risks that it would not be subject to if it invested directly in the securities underlying those derivatives. The use of leveraged instruments may result in larger losses or smaller gains than otherwise would be the case. Most leveraged ETFs “reset” daily and, therefore, due to the effect of compounding, their performance over longer periods of time can differ significantly from the performance of their underlying index or benchmark during the same period of time.

Lower Quality Debt Securities Risk – The Fund may invest a significant portion of its assets in securities rated below investment grade or “junk bonds.” Junk bonds may be sensitive to economic changes, political changes, or adverse developments specific to a company. These securities are considered speculative and generally involve greater risk of default or price changes than other types of fixed-income securities and the Fund’s performance may vary significantly as a result.

Market Risk – Overall investment market risks affect the value of the Fund. Factors such as economic growth and market conditions, interest rate levels, and political events affect the US and international investment markets. Additionally, unexpected local, regional or global events, such as war; acts of terrorism; financial, political or social disruptions; natural, environmental or man-made disasters; the spread of infectious illnesses or other public health issues (such as the global pandemic coronavirus disease 2019 (COVID-19)); and recessions and depressions could have a significant impact on the Fund and its investments and may impair market liquidity. Such events can cause investor fear, which can adversely affect the economies of nations, regions and the market in general, in ways that cannot necessarily be foreseen.

Risks of Investing in Other Investment Companies – Investments in the securities of other investment companies, (ETFs and mutual funds) may involve duplication of advisory fees and certain other expenses. By investing in another investment company, the Fund becomes a shareholder thereof. As a result, Fund shareholders indirectly bear the Fund’s proportionate share of the fees and expenses paid by shareholders of the other investment companies, in addition to the fees and expenses Fund shareholders indirectly bear in connection with the Fund’s own operations. If the other investment companies fail to achieve their investment objectives, the value of the Fund’s investment will decline, adversely affecting the Fund’s performance. Leveraged ETFs and mutual funds will amplify gains and losses. Most leveraged ETFs and mutual funds “reset” daily and, therefore, due to the effect of compounding, their performance over longer periods of time can differ significantly from the performance of their underlying index or benchmark during the same period of time. In addition, ETF shares potentially may trade at a discount or a premium to NAV and are subject to brokerage and other trading costs, which could result in greater expenses to the Fund. Finally, because the value of ETF shares depends on the demand in the market, the Subadviser may not be able to liquidate the Fund’s holdings in those shares at the most optimal time, adversely affecting the Fund’s performance.

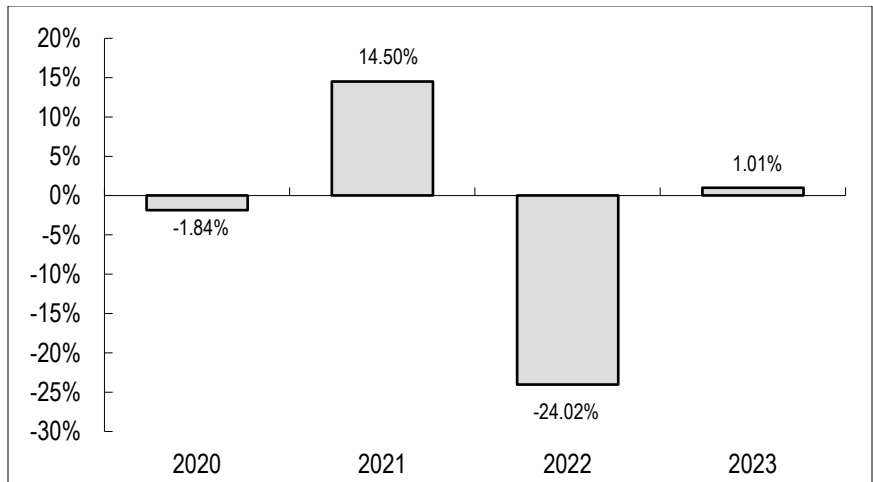
Small- and Mid-Capitalization Companies Risk – Investing in the securities of small-capitalization (less than \$2 billion) and mid-capitalization (\$2 to \$5 billion) companies involves greater risks and the possibility of greater price volatility than investing in larger capitalization and more-established companies. Investments in mid-cap companies involve less risk than investing in small-cap companies. Smaller companies may have limited operating history, product lines, and financial resources, and the securities of these companies may lack sufficient market liquidity. Mid-cap companies often have narrower markets and more limited managerial and financial resources than larger, more established companies.

Taxation Risk – By investing in certain instruments indirectly through the Subsidiary, the Fund will obtain exposure to these markets within the federal tax requirements that apply to the Fund. However, because the Subsidiary is a controlled foreign corporation, any income received from its investments will be passed through to the Fund as ordinary income, which may be taxed at less favorable rates than capital gains.

Wholly Owned Subsidiary Risk – Changes in the laws of the United States and/or the Cayman Islands, under which the Fund and the Subsidiary, respectively, are organized, could result in the inability of the Fund and/or Subsidiary to operate as described in this Prospectus and could negatively affect the Fund and its shareholders. The Subsidiary is not registered under the 1940 Act, as amended, and, unless otherwise noted in this Prospectus, is not subject to all of the investor protections of the 1940 Act, such as limits on leverage when viewed in isolation from the Fund.

Performance: The bar chart and performance table below show the variability of the Fund’s returns, which is an indication of the risks of investing in the Fund. The bar chart shows the performance of the Fund’s Investor Class shares for each full calendar year since the Fund’s Investor Class Shares inception. The Adviser Class Shares of the Fund have not commenced operations. The performance table compares the performance of the Fund’s Investor Class shares over time to the performance of a broad-based market index. You should be aware that the Fund’s past performance (before and after taxes) may not be an indication of how the Fund will perform in the future. Advisor Class shares will have similar annual returns to Investor Class shares because the classes are invested in the same portfolio of securities, however, the returns for Advisor Class shares are lower than Investor Class shares because Advisor Class shares have higher expenses. Shareholder reports containing financial and performance information for the Fund will be mailed to shareholders semi-annually. Updated performance information is available at no cost by calling toll-free 1-855-64-QUANT (1-855-647-8268).

**Quantified Evolution Plus Fund
Investor Class Performance Bar Chart
For Calendar Year Ended December 31**



Best Quarter	13.30%	December 31, 2021
Worst Quarter	(16.14)%	March 31, 2020

The Fund’s Investor Class year-to-date return as of September 30, 2024 was 18.01%.

Performance Table
Average Annual Total Returns
(For periods ended December 31, 2023)

Quantified Evolution Plus Fund	One Year	Since Inception⁽¹⁾
Investor Class Shares Return before taxes	1.01%	(3.86)%
Investor Class Shares Return after taxes on distributions ⁽²⁾	(7.12)%	(6.75)%
Investor Class Shares Return after taxes on distributions and sale of Fund shares ⁽²⁾	0.59%	(3.71)%
S&P 500 Total Return Index ⁽³⁾ <i>(reflects no deduction for fees, expenses or taxes)</i>	26.29%	13.59%

- (1) The Fund's Investor Class Shares commenced operations on September 30, 2019. The Advisor Class Shares have not commenced operations.
- (2) After-tax returns are calculated using the historical highest individual federal marginal income tax rates and do not reflect the impact of state and local taxes. Actual after-tax returns depend on an investor's tax situation and may differ from those shown, and after-tax returns shown are not relevant to investors who hold their Fund shares through tax-deferred arrangements, such as 401(k) plans or individual retirement accounts.
- (3) The S&P 500 Total Return Index is an unmanaged composite of 500 large capitalization companies and includes the reinvestment of dividends. The Index is widely used by professional investors as a performance benchmark for large-cap stocks. Investors cannot invest directly in an index; unlike the Fund's returns, the index does not reflect any fees or expenses.

Investment Adviser: Advisors Preferred, LLC

Subadviser: Flexible Plan Investments, Ltd.

Subadviser Portfolio Managers: Jerry C. Wagner, President of the Subadviser has served the Fund as a portfolio manager since it commenced operations in 2019. Timothy Hanna, CFA, CFIP, Senior Portfolio Manager of the Subadviser has served the Fund as a portfolio manager since it commenced operations in 2019. Daniel Poppe, CFA, Senior Research Analyst of the Subadviser has served the Fund as a portfolio manager since April 2024.

Purchase and Sale of Fund Shares: You may purchase and redeem shares of the Fund on any day that the New York Stock Exchange is open for trading. You may purchase or redeem Fund shares by written request via mail (Quantified Evolution Fund, c/o Ultimus Fund Solutions, LLC, P.O. Box 541150, Omaha, Nebraska 68154), by wire transfer, by telephone toll-free at 1-855-64-QUANT (1-855-647-8268), or through a financial intermediary. Purchases and redemptions by telephone are only permitted if you previously established these options on your account. The Fund accepts investments in the following minimum amounts:

Class	Account Type	Minimum Initial Investment	Minimum Subsequent Investment
Investor	Regular Account	\$10,000	\$1,000
Investor	Retirement Account	\$10,000	\$0
Advisor	Regular Account	\$10,000	\$1,000
Advisor	Retirement Account	\$10,000	\$0

The Fund, Adviser or Subadviser may waive any investment minimum.

Tax Information: Dividends and capital gain distributions you receive from the Fund, whether you reinvest your distributions in additional Fund shares or receive them in cash, are taxable to you at either ordinary income or capital gains tax rates unless you are investing through a tax-deferred plan such as an IRA or 401(k) plan. However, these dividend and capital gain distributions may be taxable upon their eventual withdrawal from tax-deferred plans.

Payments to Broker-Dealers and Other Financial Intermediaries: If you purchase the Fund through a broker-dealer or other financial intermediary (such as a bank), the Fund and its related companies may pay the intermediary for the sale of Fund shares and related services. These payments may create a conflict of interest by influencing the broker-dealer or other intermediary and your salesperson to recommend the Fund over another investment. Ask your salesperson or visit your financial intermediary's website for more information.

QUANTIFIED COMMON GROUND FUND

Investment Objective: The Quantified Common Ground Fund (the “Fund”) seeks total return.

Fees and Expenses of the Fund: This table describes the fees and expenses that you may pay if you buy, hold, and sell shares of the Fund. **You may pay other fees, such as brokerage commissions and other fees to financial intermediaries, which are not reflected in the table and Examples below.**

Annual Fund Operating Expenses (expenses that you pay each year as a percentage of the value of your investment)	Investor Class Shares	Advisor Class Shares
Management Fees	1.00%	1.00%
Distribution and/or Service (12b-1) Fees	0.25%	1.00%
Other Expenses	0.46% ⁽¹⁾	0.31% ⁽²⁾
Acquired Fund Fees and Expenses ⁽³⁾	0.01%	0.01%
Total Annual Fund Operating Expenses⁽³⁾	1.72%	2.32%⁽²⁾

(1) Includes up to 0.15% for sub-transfer agent and sub-accounting fees.

(2) Estimated for Advisors Class Shares which have not commenced operations.

(3) The operating expenses in this fee table will not correlate to the expense ratio in the Fund’s financial highlights, when issued, because the financial statements include only the direct operating expenses incurred by the Fund and do not include the indirect costs of investing in other investment companies.

Example: This Example is intended to help you compare the cost of investing in the Fund with the cost of investing in other mutual funds.

The Example assumes that you invest \$10,000 in the Fund for the time periods indicated and then redeem all of your shares at the end of those periods. The Example also assumes that your investment has a 5% return each year and that the Fund’s operating expenses remain the same. Although your actual costs may be higher or lower, based upon these assumptions your costs would be:

Class	1 Year	3 Years	5 Years	10 Years
Investor	\$175	\$542	\$933	\$2,030
Advisor	\$235	\$724	\$1,240	\$2,646

Portfolio Turnover: The Fund pays transaction costs, such as commissions, when it buys and sells securities (or “turns over” its portfolio). A higher portfolio turnover may indicate higher transaction costs and may result in higher taxes when Fund shares are held in a taxable account. For the fiscal year ended June 30, 2024, the Fund’s portfolio turnover rate was 860% of the average value of its portfolio.

Principal Investment Strategies: The Fund’s investment adviser, Advisors Preferred, LLC (the “Adviser”), delegates execution of the Fund’s investment strategy to the subadviser, Flexible Plan Investments, Ltd. (“FPI” or the “Subadviser”). The Subadviser selects investments for the Fund and provides trade placement for fixed income instruments, including cash equivalents. The Adviser provides trade placement for non-fixed income instruments.

The Fund invests primarily in common stocks and bonds of issuers that the Subadviser considers compliant with both ESG (Environmental, Social and Governance) and BRI (Biblically Responsible Investing) standards. The universe of issuers is composed of those in the S&P 1500 Index that remain after application of both the ESG and the BRI filters. Environmental criteria consider how a company performs as a steward of nature. Social criteria examine how a company manages relationships with employees, suppliers, customers and the communities where it operates. Governance deals with a company’s leadership, executive pay, audits, internal controls and shareholder rights. BRI standards screen out companies with products or services that conflict with biblical principles. For example, this screen removes tobacco, alcohol, or gambling companies.

The Subadviser may also use ESG and BRI exchange-traded funds (“ETFs”) and mutual funds to execute its strategy. The Fund invests in ETFs and mutual funds that are not affiliated with the Adviser or Subadviser. In addition, the Subadviser may use tactical allocation methodologies to hedge or leverage the beta exposure to the S&P 1500 Index. Beta is a numeric value that measures the fluctuations of a stock to changes in the overall stock market. This methodology may result in as much as a 100% hedged position or a 200% beta exposure, in part through leveraged ETFs and mutual funds and swaps. The Fund may also use borrowing to leverage the portfolio and manage cash flows. During periods of financial uncertainty or distress, the Subadviser allocates Fund assets to short term, fixed income investments. The Subadviser seeks income from dividends on common stocks and interest from debt instruments while seeking capital gains by changing asset allocations between stocks and debt, based on expected returns. The Subadviser uses an aggressive tactical management strategy that typically results in high portfolio turnover.

The Fund invests without restriction as to asset class, issuer capitalization or the credit quality or maturity of debt instruments. The Fund is non-diversified, which means it may invest a high percentage of its assets in a limited number of securities.

Principal Investment Risks: An investment in the Fund entails risks. The Fund could lose money, or its performance could trail that of other investment alternatives. Neither the Subadviser nor the Adviser can guarantee that the Fund will achieve its objective. It is important that investors closely review and understand these risks before making an investment in the Fund. Turbulence in financial markets and reduced liquidity in equity, credit and fixed income markets could negatively affect issuers worldwide, including the Fund. There is the risk that you could lose all or a portion of your money on your investment in the Fund.

Subadviser's Investment Strategy Risk – While the Subadviser seeks to take advantage of investment opportunities for the Fund that will maximize its investment returns, there is no guarantee that such opportunities will ultimately benefit the Fund. The Subadviser will aggressively change the Fund's portfolio in response to market conditions that are unpredictable and may expose the Fund to greater market risk than other mutual funds. There is no assurance that the Subadviser's investment ESG and BRI strategy will enable the Fund to achieve its investment objective. ESG and BRI filters may limit the Fund's investment opportunities when compared to unrestricted funds.

Active and Frequent Trading Risk – The Fund may engage in active and frequent trading, leading to increased portfolio turnover, higher transaction costs, and the possibility of increased net realized capital gains, including net short-term capital gains that will be taxable to shareholders as ordinary income when distributed to them. The Subadviser's use of the Fund as an asset allocation tool for its other clients will increase the Fund's portfolio turnover.

Aggressive Investment Techniques Risk – The Fund uses investment techniques that may be considered aggressive. Risks associated with the use of swaps include potentially dramatic price changes (losses) in the value of the instruments and imperfect correlations between the price of the contract and the underlying security or index. These instruments may increase the volatility of the Fund and may involve a small investment of cash relative to the magnitude of the risk assumed.

Counterparty Risk – The Fund may invest in financial instruments involving counterparties for the purpose of attempting to gain exposure to a particular group of securities or asset class without actually purchasing those securities or investments, or to hedge a position. These financial instruments may include swap agreements. The use of swap agreements involves risks that are different from those associated with ordinary portfolio securities transactions. For example, the Fund bears the risk of loss of the amount expected to be received under a swap agreement in the event of the default or bankruptcy of a swap agreement counterparty. Swap agreements also may be considered to be illiquid. In addition, the Fund may enter into swap agreements that involve a limited number of counterparties, which may increase the Fund's exposure to counterparty credit risk. The Fund does not specifically limit its counterparty risk with respect to any single counterparty. Further, there is a risk that no suitable counterparties are willing to enter into, or continue to enter into, transactions with the Fund and, as a result, the Fund may not be able to achieve its investment objective.

Credit Risk – The Fund could lose money if the issuer or guarantor of a debt security goes bankrupt or is unable or unwilling to make interest payments and/or repay principal. The value of a debt security may decline if there are concerns about an issuer's ability or willingness to make interest and or principal payments. Changes in an issuer's financial strength or in an issuer's or debt security's credit rating also may affect a security's value and thus have an impact on Fund performance. The Fund considers all derivatives and non-U.S. Treasury debt instruments as subject to credit risk.

Derivatives Risk – The Fund uses investment techniques, investments in swaps, which may be considered aggressive. Investments in such derivatives are subject to market risks that may cause their prices to fluctuate over time and may increase the volatility of the Fund. The use of derivatives may expose the Fund to additional risks that it would not be subject to if it invested directly in the securities underlying those derivatives, such as counterparty risk and the risk that the derivatives may become illiquid. The use of derivatives may result in larger losses or smaller gains than otherwise would be the case. In addition, the Fund's investments in derivatives are currently subject to the following risks:

Hedging Risk. If the Fund uses a hedging instrument at the wrong time or judges the market conditions incorrectly, the hedge might be unsuccessful, reduce the Fund's investment return, or create a loss.

Swap Agreements Risk. Interest rate swaps are subject to interest rate and credit risk. Total return swaps are subject to counterparty risk, which relates to the credit risk of the counterparty and liquidity risk of the swaps themselves.

Equity Securities Risk – Investments in publicly issued equity securities and securities that provide exposure to equity securities, including common stocks, in general are subject to market risks that may cause their prices to fluctuate over time. Fluctuations in the value of equity securities in which the Fund invests will cause the Net Asset Value ("NAV") of the Fund to fluctuate.

Holding Cash Risk – The Fund may hold cash positions when the market is not producing returns greater than the short-term cash investments in which the Fund may invest. There is a risk that the sections of the market in which the Fund invests will begin to rise or fall rapidly and the Fund will not be able to sell stocks quickly enough to avoid losses or reinvest its cash positions into areas of the advancing market quickly enough to capture the initial returns of changing market conditions.

Interest Rate Risk – The value of the Fund’s investment in fixed income securities will fall when interest rates rise. The effect of increased interest rates is more pronounced for any intermediate-term or longer-term fixed income obligations owned by the Fund. Recently, interest rates have been historically low. Current conditions may result in a rise in interest rates, which in turn may result in a decline in the value of the fixed income investments held by the Fund. As a result, for the present, interest rate risk may be heightened.

Leverage Risk – The Fund may use leveraged investments that attempt to amplify the price movement of underlying securities or indices on a daily or other periodic basis, which may be considered aggressive. Such instruments may experience potentially dramatic price changes (losses), imperfect amplification and imperfect correlations between the price of the investment and the underlying security or index which will increase the volatility of the Fund and may involve a small investment of cash relative to the magnitude of the risk assumed. The use of leveraged instruments may currently expose the Fund to additional risks that it would not be subject to if it invested directly in the securities underlying those derivatives. The use of leveraged instruments and borrowing may result in larger losses or smaller gains than otherwise would be the case. Borrowing will reduce returns by interest expense and other fees. Most leveraged ETFs “reset” daily and, therefore, due to the effect of compounding, their performance over longer periods of time can differ significantly from the performance of their underlying index or benchmark during the same period of time.

Lower Quality Debt Securities Risk – The Fund may invest a significant portion of its assets in securities rated below investment grade or “junk bonds.” Junk bonds may be sensitive to economic changes, political changes, or adverse developments specific to a company. These securities are considered speculative and generally involve greater risk of default or price changes than other types of fixed-income securities and the Fund’s performance may vary significantly as a result.

Market Risk – Overall investment market risks affect the value of the Fund. Factors such as economic growth and market conditions, interest rate levels, and political events affect the US and international investment markets. Additionally, unexpected local, regional or global events, such as war; acts of terrorism; financial, political or social disruptions; natural, environmental or man-made disasters; the spread of infectious illnesses or other public health issues (such as the global pandemic coronavirus disease 2019 (COVID-19)); and recessions and depressions could have a significant impact on the Fund and its investments and may impair market liquidity. Such events can cause investor fear, which can adversely affect the economies of nations, regions and the market in general, in ways that cannot necessarily be foreseen.

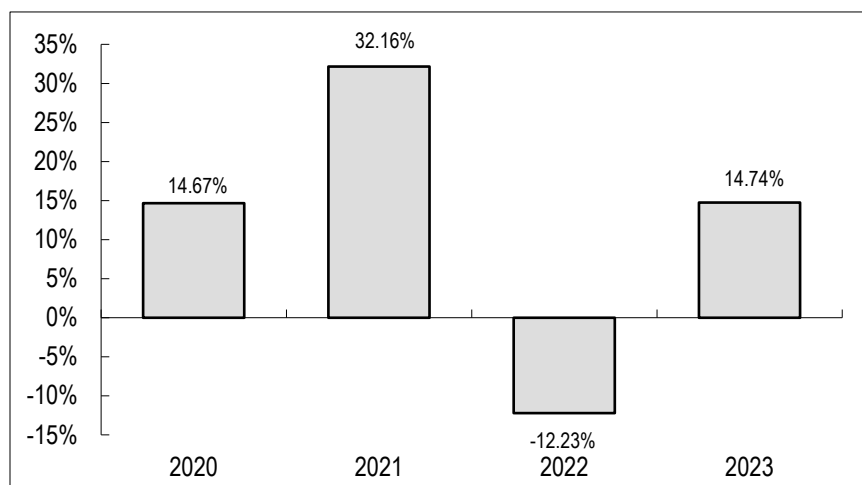
Non-Diversification Risk – The Fund is non-diversified, which means it invests a high percentage of its assets in a limited number of securities. A non-diversified fund’s NAVs and total returns may fluctuate more or fall greater in times of weaker markets than a diversified mutual fund.

Risks of Investing in Other Investment Companies – Investments in the securities of other investment companies, (ETFs and mutual funds) may involve duplication of advisory fees and certain other expenses. By investing in another investment company, the Fund becomes a shareholder thereof. As a result, Fund shareholders indirectly bear the Fund’s proportionate share of the fees and expenses paid by shareholders of the other investment companies, in addition to the fees and expenses Fund shareholders indirectly bear in connection with the Fund’s own operations. If the other investment companies fail to achieve their investment objectives, the value of the Fund’s investment will decline, adversely affecting the Fund’s performance. Leveraged ETFs and mutual funds will amplify gains and losses. Most leveraged ETFs and mutual funds “reset” daily and, therefore, due to the effect of compounding, their performance over longer periods of time can differ significantly from the performance of their underlying index or benchmark during the same period of time. In addition, ETF shares potentially may trade at a discount or a premium to NAV and are subject to brokerage and other trading costs, which could result in greater expenses to the Fund. Finally, because the value of ETF shares depends on the demand in the market, the Subadviser may not be able to liquidate the Fund’s holdings in those shares at the most optimal time, adversely affecting the Fund’s performance.

Small- and Mid-Capitalization Companies Risk – Investing in the securities of small-capitalization and mid-capitalization companies involves greater risks and the possibility of greater price volatility than investing in larger capitalization and more-established companies. Investments in mid-cap companies involve less risk than investing in small-cap companies. Smaller companies may have limited operating history, product lines, and financial resources, and the securities of these companies may lack sufficient market liquidity. Mid-cap companies often have narrower markets and more limited managerial and financial resources than larger, more established companies.

Performance: The bar chart and performance table below show the variability of the Fund's returns, which is an indication of the risks of investing in the Fund. The bar chart shows the performance of the Fund's Investor Class shares for each full calendar year since the Fund's Investor Class Shares inception. The Adviser Class Shares of the Fund have not commenced operations. The performance table compares the performance of the Fund's Investor Class shares over time to the performance of a broad-based market index. You should be aware that the Fund's past performance (before and after taxes) may not be an indication of how the Fund will perform in the future. Adviser Class shares will have similar annual returns to Investor Class shares because the classes are invested in the same portfolio of securities, however, the returns for Adviser Class shares are lower than Investor Class shares because Adviser Class shares have higher expenses. Shareholder reports containing financial and performance information for the Fund will be mailed to shareholders semi-annually. Updated performance information is available at no cost by calling toll-free 1-855-64-QUANT (1-855-647-8268).

**Quantified Common Ground Fund
Investor Class Performance Bar Chart
For Calendar Year Ended December 31**



Best Quarter	17.03%	December 31, 2021
Worst Quarter	(10.59)%	March 31, 2020

The Fund's Investor Class year-to-date return as of September 30, 2024 was 13.78%.

**Performance Table
Average Annual Total Returns
(For periods ended December 31, 2023)**

Quantified Common Ground Fund	One Year	Since Inception ⁽¹⁾
Investor Class Shares Return before taxes	14.74%	11.14%
Investor Class Shares Return after taxes on distributions ⁽²⁾	14.68%	10.37%
Investor Class Shares Return after taxes on distributions and sale of Fund shares ⁽²⁾	8.77%	8.44%
S&P Composite 1500® Total Return Index ⁽³⁾ (reflects no deduction for fees, expenses or taxes)	25.47%	11.70%

(1) The Fund's Investor Class Shares commenced operations on December 27, 2019. The Fund's Adviser Class Shares have not commenced operations.

(2) After-tax returns are calculated using the historical highest individual federal marginal income tax rates and do not reflect the impact of state and local taxes. Actual after-tax returns depend on an investor's tax situation and may differ from those shown, and after-tax returns shown are not relevant to investors who hold their Fund shares through tax-deferred arrangements, such as 401(k) plans or individual retirement accounts.

(3) The S&P Composite 1500® Total Return Index combines three leading indices, the S&P 500®, the S&P MidCap 400®, and the S&P SmallCap 600®, to cover approximately 90% of U.S. market capitalization. It is designed for investors seeking to replicate the performance of the U.S. equity market or benchmark against a representative universe of tradable stocks. Investors cannot invest directly in an index unlike the Fund's returns, the index does not reflect any fees or expenses.

Investment Adviser: Advisors Preferred, LLC

Subadviser: Flexible Plan Investments, Ltd.

Subadviser Portfolio Managers: Jerry C. Wagner, President of the Subadviser, has served the Fund as a portfolio manager since it commenced operations in 2019. Timothy Hanna, CFA, CFIP, Senior Portfolio Manager of the Subadviser has served the Fund as a portfolio manager since it commenced operations in 2019. Daniel Poppe, CFA, Senior Research Analyst of the Subadviser has served the Fund as a portfolio manager since April 2024.

Purchase and Sale of Fund Shares: You may purchase and redeem shares of the Fund on any day that the New York Stock Exchange is open for trading. You may purchase or redeem Fund shares by written request via mail (Quantified Common Ground Fund, c/o Ultimus Fund Solutions, LLC, P.O. Box 541150, Omaha, Nebraska 68154), by wire transfer, by telephone toll-free at 1-855-64-QUANT (1-855-647-8268), or through a financial intermediary. Purchases and redemptions by telephone are only permitted if you previously established these options on your account. The Fund accepts investments in the following minimum amounts:

Class	Account Type	Minimum Initial Investment	Minimum Subsequent Investment
Investor	Regular Account	\$10,000	\$1,000
Investor	Retirement Account	\$10,000	\$0
Advisor	Regular Account	\$10,000	\$1,000
Advisor	Retirement Account	\$10,000	\$0

The Fund, Adviser or Subadviser may waive any investment minimum.

Tax Information: Dividends and capital gain distributions you receive from the Fund, whether you reinvest your distributions in additional Fund shares or receive them in cash, are taxable to you at either ordinary income or capital gains tax rates unless you are investing through a tax-deferred plan such as an IRA or 401(k) plan. However, these dividend and capital gain distributions may be taxable upon their eventual withdrawal from tax-deferred plans.

Payments to Broker-Dealers and Other Financial Intermediaries: If you purchase the Fund through a broker-dealer or other financial intermediary (such as a bank), the Fund and its related companies may pay the intermediary for the sale of Fund shares and related services. These payments may create a conflict of interest by influencing the broker-dealer or other intermediary and your salesperson to recommend the Fund over another investment. Ask your salesperson or visit your financial intermediary's website for more information.

QUANTIFIED PATTERN RECOGNITION FUND

Investment Objective: The Quantified Pattern Recognition Fund (the “Fund”) seeks capital appreciation.

Fees and Expenses of the Fund: This table describes the fees and expenses that you may pay if you buy, hold, and sell shares of the Fund. **You may pay other fees, such as brokerage commissions and other fees to financial intermediaries, which are not reflected in the table and Examples below.**

Annual Fund Operating Expenses (expenses that you pay each year as a percentage of the value of your investment)	Investor Class Shares	Advisor Class Shares
Management Fees	1.00%	1.00%
Distribution and/or Service (12b-1) Fees	0.25%	1.00%
Other Expenses	0.39% ⁽¹⁾	0.24% ⁽²⁾
Acquired Fund Fees and Expenses ⁽³⁾	0.11%	0.11%
Total Annual Fund Operating Expenses⁽³⁾	1.75%	2.35%⁽²⁾

(1) Includes up to 0.15% for sub-transfer agent and sub-accounting fees.

(2) Estimated for Advisor Class Shares which have not commenced operations.

(3) The operating expenses in this fee table will not correlate to the expense ratio in the Fund’s financial highlights, when issued, because the financial statements include only the direct operating expenses incurred by the Fund and do not include the indirect costs of investing in other investment companies.

Example: This Example is intended to help you compare the cost of investing in the Fund with the cost of investing in other mutual funds.

The Example assumes that you invest \$10,000 in the Fund for the time periods indicated and then redeem all of your shares at the end of those periods. The Example also assumes that your investment has a 5% return each year and that the Fund’s operating expenses remain the same. Although your actual costs may be higher or lower, based upon these assumptions your costs would be:

Class	1 Year	3 Years	5 Years	10 Years
Investor	\$175	\$548	\$946	\$2,060
Advisor	\$235	\$731	\$1,253	\$2,684

Portfolio Turnover: The Fund pays transaction costs, such as commissions, when it buys and sells securities (or “turns over” its portfolio). A higher portfolio turnover may indicate higher transaction costs and may result in higher taxes when Fund shares are held in a taxable account. For the fiscal year ended June 30, 2024, the Fund’s portfolio turnover rate was 135% of the average value of its portfolio.

Principal Investment Strategies: The Fund’s investment adviser, Advisors Preferred, LLC (the “Adviser”), delegates execution of the Fund’s investment strategy to the subadviser, Flexible Plan Investments, Ltd. (“FPI” or the “Subadviser”). The Subadviser selects investments for the Fund and provides trade placement for any fixed income instruments, including cash equivalents. The Adviser provides trade placement for non-fixed income instruments.

The Fund primarily invests in equity index mutual funds, unaffiliated equity index exchange traded funds (“ETFs”), futures contracts, equity index swaps and cash equivalents. The Fund invests in ETFs and mutual funds that are not affiliated with the Adviser or Subadviser. The Subadviser seeks to achieve the Fund’s investment objective by identifying daily patterns in stock indexes or sectors within stock market indexes that it has found to be determinative of probable future price direction. The Subadviser believes securities markets reflect human emotions and that investors adopt patterns of behavior in response to those emotions. The Subadviser’s strategy seeks out high probability, repeatable patterns in the stock market to identify periods to buy, buy with leverage, or go short the market. This strategy seeks to take advantage of the tendency for equity prices to revert to the mean or follow a current price trend. The Subadviser utilizes a proprietary methodology to allocate Fund assets among specific securities to best take advantage of patterns found.

When the Subadviser believes market conditions are favorable, it invests in mutual funds, leveraged mutual funds, futures contracts, and swaps to produce exposure to the stock market equivalent to up to 200% of Fund assets. 200% exposure means the Subadviser seeks to earn \$2 for every \$1 in overall stock market profit. When the Subadviser believes market conditions are unfavorable, it invests in cash equivalents, inverse equity index mutual funds and ETFs, and/or shorts S&P 500® Index futures contracts. The Subadviser uses an aggressive tactical management strategy that typically results in high portfolio turnover.

Principal Investment Risks: An investment in the Fund entails risks. The Fund could lose money, or its performance could trail that of other investment alternatives. Neither the Subadviser nor the Adviser can guarantee that the Fund will achieve its objective. It is important that investors closely review and understand these risks before making an investment in the Fund. Turbulence in financial markets and reduced liquidity in equity markets could negatively affect issuers worldwide, including the Fund. There is the risk that you could lose all or a portion of your money on your investment in the Fund.

Subadviser's Investment Strategy Risk – While the Subadviser seeks to take advantage of investment opportunities for the Fund that will maximize its investment returns, there is no guarantee that such opportunities will ultimately benefit the Fund. The Subadviser will aggressively change the Fund's portfolio in response to market conditions that are unpredictable and may expose the Fund to greater market risk than other mutual funds. There is no assurance that the Subadviser's investment strategy will enable the Fund to achieve its investment objective. Determination of a pattern based on historical analysis may not be indicative of future results.

Active and Frequent Trading Risk – The Fund may engage in active and frequent trading, leading to increased portfolio turnover, higher transaction costs, and the possibility of increased net realized capital gains, including net short-term capital gains that will be taxable to shareholders as ordinary income when distributed to them. The Subadviser's use of the Fund as an asset allocation tool for its other clients will increase the Fund's portfolio turnover.

Aggressive Investment Techniques Risk – The Fund uses investment techniques that may be considered aggressive. Risks associated with the use of futures contracts and swaps include potentially dramatic price changes (losses) in the value of the instruments and imperfect correlations between the price of the contract and the underlying security or index. These instruments may increase the volatility of the Fund and may involve a small investment of cash relative to the magnitude of the risk assumed.

Counterparty Risk – The Fund may invest in financial instruments involving counterparties for the purpose of attempting to gain exposure to a particular group of securities or asset class without actually purchasing those securities or investments, or to hedge a position. These financial instruments may include futures contracts and swap agreements. The use of swap agreements involves risks that are different from those associated with ordinary portfolio securities transactions. For example, the Fund bears the risk of loss of the amount expected to be received under a swap agreement in the event of the default or bankruptcy of a swap agreement counterparty. Swap agreements also may be considered to be illiquid. In addition, the Fund may enter into swap agreements that involve a limited number of counterparties, which may increase the Fund's exposure to counterparty credit risk. The Fund does not specifically limit its counterparty risk with respect to any single counterparty. Further, there is a risk that no suitable counterparties are willing to enter into, or continue to enter into, transactions with the Fund and, as a result, the Fund may not be able to achieve its investment objective.

Derivatives Risk – The Fund uses investment techniques, investments in derivatives such as futures and swaps, which may be considered aggressive. Investments in such derivatives are subject to market risks that may cause their prices to fluctuate over time and may increase the volatility of the Fund. The use of derivatives may expose the Fund to additional risks that it would not be subject to if it invested directly in the securities underlying those derivatives, such as counterparty risk and the risk that the derivatives may become illiquid. The use of derivatives may result in larger losses or smaller gains than otherwise would be the case. In addition, the Fund's investments in derivatives are currently subject to the following risks:

Futures Contracts Risk. There may be an imperfect correlation between the changes in the market value of the securities held by the Fund and the prices of futures contracts. There may not be a liquid secondary market for the futures contracts.

Hedging Risk. If the Fund uses a hedging instrument at the wrong time or judges the market conditions incorrectly, the hedge might be unsuccessful, reduce the Fund's investment return, or create a loss.

Swap Agreements Risk. Interest rate swaps are subject to interest rate and credit risk. Total return swaps are subject to counterparty risk, which relate to the credit risk of the counterparty and liquidity risk of the swaps themselves.

Equity Securities Risk – Investments in publicly issued equity securities and securities that provide exposure to equity securities, including common stocks, in general are subject to market risks that may cause their prices to fluctuate over time. Fluctuations in the value of equity securities in which the Fund invests will cause the Net Asset Value ("NAV") of the Fund to fluctuate.

Financial Sector Risk – Performance of companies in the financial sector may be adversely impacted by higher borrower default rates, changes in interest rates, leverage, and increased government regulation.

Holding Cash Risk – The Fund may hold cash positions when the market is not producing returns greater than the short-term cash investments in which the Fund may invest. There is a risk that the sections of the market in which the Fund invests will begin to rise or fall rapidly and the Fund will not be able to sell stocks quickly enough to avoid losses or reinvest its cash positions into areas of the advancing market quickly enough to capture the initial returns of changing market conditions.

Interest Rate Risk – The value of the Fund’s investment in fixed income securities will fall when interest rates rise. The effect of increased interest rates is more pronounced for any intermediate-term or longer-term fixed income obligations owned by the Fund. Recently, interest rates have been historically low. Current conditions may result in a rise in interest rates, which in turn may result in a decline in the value of the fixed income investments held by the Fund. As a result, for the present, interest rate risk may be heightened.

Leverage Risk – The Fund may use leveraged investments that attempt to amplify the price movement of underlying securities or indices on a daily or other periodic basis, which may be considered aggressive. Such instruments may experience potentially dramatic price changes (losses), imperfect amplification and imperfect correlations between the price of the investment and the underlying security or index which will increase the volatility of the Fund and may involve a small investment of cash relative to the magnitude of the risk assumed. The use of leveraged instruments may currently expose the Fund to additional risks that it would not be subject to if it invested directly in the securities underlying those derivatives. The use of leveraged instruments may result in larger losses or smaller gains than otherwise would be the case. Most leveraged ETFs “reset” daily and, therefore, due to the effect of compounding, their performance over longer periods of time can differ significantly from the performance of their underlying index or benchmark during the same period of time.

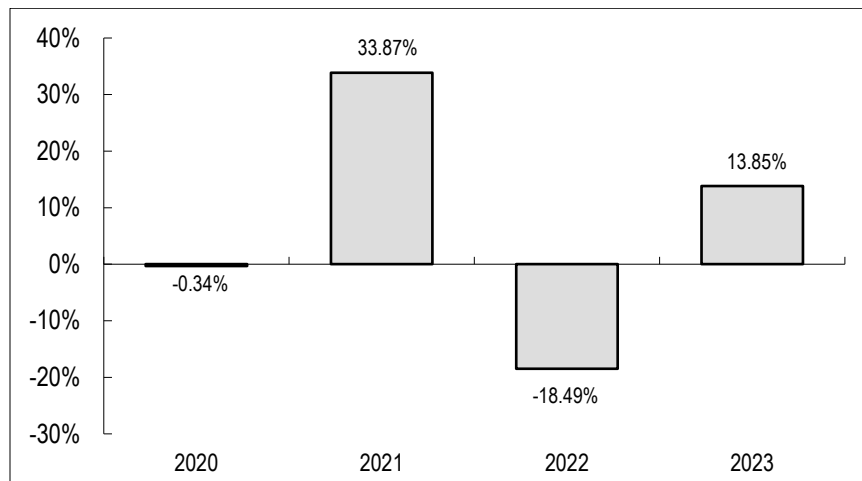
Market Risk – Overall investment market risks affect the value of the Fund. Factors such as economic growth and market conditions, interest rate levels, and political events affect the US and international investment markets. Additionally, unexpected local, regional or global events, such as war; acts of terrorism; financial, political or social disruptions; natural, environmental or man-made disasters; the spread of infectious illnesses or other public health issues (such as the global pandemic coronavirus disease 2019 (COVID-19)); and recessions and depressions could have a significant impact on the Fund and its investments and may impair market liquidity. Such events can cause investor fear, which can adversely affect the economies of nations, regions and the market in general, in ways that cannot necessarily be foreseen.

Risks of Investing in Other Investment Companies – Investments in the securities of other investment companies, (ETFs and mutual funds) may involve duplication of advisory fees and certain other expenses. By investing in another investment company, the Fund becomes a shareholder thereof. As a result, Fund shareholders indirectly bear the Fund’s proportionate share of the fees and expenses paid by shareholders of the other investment companies, in addition to the fees and expenses Fund shareholders indirectly bear in connection with the Fund’s own operations. If the other investment companies fail to achieve their investment objectives, the value of the Fund’s investment will decline, adversely affecting the Fund’s performance. Leveraged ETFs and mutual funds will amplify gains and losses. Most leveraged ETFs and mutual funds “reset” daily and, therefore, due to the effect of compounding, their performance over longer periods of time can differ significantly from the performance of their underlying index or benchmark during the same period of time. In addition, ETF shares potentially may trade at a discount or a premium to NAV and are subject to brokerage and other trading costs, which could result in greater expenses to the Fund. Finally, because the value of ETF shares depends on the demand in the market, the Subadviser may not be able to liquidate the Fund’s holdings in those shares at the most optimal time, adversely affecting the Fund’s performance.

Shorting (Inverse) Risk – Short (inverse) positions are designed to profit from a decline in the price of particular securities, investments in securities or indices. The Fund will lose value if and when the instrument’s price rises – a result that is the opposite from traditional mutual funds. The Fund may also utilize inverse mutual funds and ETFs. These instruments seek to increase in value when their underlying securities or indices decline. Like leveraged investments, inverse positions may be considered aggressive. Inverse positions may also be leveraged. Such instruments may experience imperfect negative correlation between the price of the investment and the underlying security or index. The use of inverse instruments may expose the Fund to additional risks that it would not be subject to if it invested only in “long” positions.

Performance: The bar chart and performance table below show the variability of the Fund's returns, which is an indication of the risks of investing in the Fund. The bar chart shows the performance of the Fund's Investor Class shares for each full calendar year since the Fund's Investor Class Shares inception. The Adviser Class Shares of the Fund have not commenced operations. The performance table compares the performance of the Fund's Investor Class shares over time to the performance of a broad-based market index. You should be aware that the Fund's past performance (before and after taxes) may not be an indication of how the Fund will perform in the future. Advisor Class shares have similar annual returns to Investor Class shares because the classes are invested in the same portfolio of securities, however, the returns for Advisor Class shares are lower than Investor Class shares because Advisor Class shares have higher expenses. Shareholder reports containing financial and performance information for the Fund will be mailed to shareholders semi-annually. Updated performance information is available at no cost by calling toll-free 1-855-64-QUANT (1-855-647-8268).

**Quantified Pattern Recognition Fund
Investor Class Performance Bar Chart
For Calendar Year Ended December 31**



Best Quarter	14.27%	June 30, 2020
Worst Quarter	(15.53)%	June 30, 2022

The Fund's Investor Class year-to-date return as of September 30, 2024 was 16.70%.

**Performance Table
Average Annual Total Returns
(For periods ended December 31, 2023)**

Quantified Pattern Recognition Fund	One Year	Since Inception⁽¹⁾
Investor Class Shares Return before taxes	13.85%	7.71%
Investor Class Shares Return after taxes on distributions ⁽²⁾	12.06%	5.08%
Investor Class Shares Return after taxes on distributions and sale of Fund shares ⁽²⁾	8.19%	5.17%
S&P 500 Total Return Index (reflects no deduction for fees, expenses or taxes) ⁽³⁾	26.29%	13.79%
50% S&P 500 Total Return Index/50% Bloomberg U.S. Aggregate Bond Index (reflects no deduction for fees, expenses or taxes) ⁽³⁾⁽⁴⁾	15.58%	6.64%

- (1) The Fund's Investor Class Shares commenced operations on August 30, 2019. The Fund's Adviser Class Shares have not commenced operations.
- (2) After-tax returns are calculated using the historical highest individual federal marginal income tax rates and do not reflect the impact of state and local taxes. Actual after-tax returns depend on an investor's tax situation and may differ from those shown, and after-tax returns shown are not relevant to investors who hold their Fund shares through tax-deferred arrangements, such as 401(k) plans or individual retirement accounts.
- (3) The S&P 500 Total Return Index is an unmanaged composite of 500 large capitalization companies and includes the reinvestment of dividends. The Index is widely used by professional investors as a performance benchmark for large-cap stocks. Investors cannot invest directly in an index; unlike the Fund's returns, the index does not reflect any fees or expenses.
- (4) The Bloomberg U.S. Bond Index is an unmanaged index comprised of U.S. investment grade, fixed rate bond market securities, including government, government agency, corporate and mortgage-backed securities. Investors cannot invest directly in an index; unlike the Fund's returns, the index does not reflect any fees or expenses.

Investment Adviser: Advisors Preferred, LLC

Subadviser: Flexible Plan Investments, Ltd.

Subadviser Portfolio Managers: Jerry C. Wagner, President of the Subadviser, has served the Fund as a portfolio manager since it commenced operations in 2019. Timothy Hanna, CFA, CFIP, Senior Portfolio Manager of the Subadviser has served the Fund as its portfolio manager since it commenced operations in 2019. Daniel Poppe, CFA, Senior Research Analyst of the Subadviser has served the Fund as a portfolio manager since April 2024.

Purchase and Sale of Fund Shares: You may purchase and redeem shares of the Fund on any day that the New York Stock Exchange is open for trading. You may purchase or redeem Fund shares by written request via mail (Quantified Pattern Recognition Fund, c/o Ultimus Fund Solutions, LLC, P.O. Box 541150, Omaha, Nebraska 68154), by wire transfer, by telephone toll-free at 1-855-64-QUANT (1-855-647-8268), or through a financial intermediary. Purchases and redemptions by telephone are only permitted if you previously established these options on your account. The Fund accepts investments in the following minimum amounts:

Class	Account Type	Minimum Initial Investment	Minimum Subsequent Investment
Investor	Regular Account	\$10,000	\$1,000
Investor	Retirement Account	\$10,000	\$0
Advisor	Regular Account	\$10,000	\$1,000
Investor	Retirement Account	\$10,000	\$0

The Fund, Adviser or Subadviser may waive any investment minimum.

Tax Information: Dividends and capital gain distributions you receive from the Fund, whether you reinvest your distributions in additional Fund shares or receive them in cash, are taxable to you at either ordinary income or capital gains tax rates unless you are investing through a tax-deferred plan such as an IRA or 401(k) plan. However, these dividend and capital gain distributions may be taxable upon their eventual withdrawal from tax-deferred plans.

Payments to Broker-Dealers and Other Financial Intermediaries: If you purchase the Fund through a broker-dealer or other financial intermediary (such as a bank), the Fund and its related companies may pay the intermediary for the sale of Fund shares and related services. These payments may create a conflict of interest by influencing the broker-dealer or other intermediary and your salesperson to recommend the Fund over another investment. Ask your salesperson or visit your financial intermediary's website for more information.

QUANTIFIED TACTICAL SECTORS FUND

Investment Objective: The Quantified Tactical Sectors Fund (the “Fund”) seeks high appreciation on an annual basis consistent with a high tolerance for risk.

Fees and Expenses of the Fund: This table describes the fees and expenses that you may pay if you buy, hold and sell shares of the Fund. **You may pay other fees, such as brokerage commissions and other fees to financial intermediaries, which are not reflected in the table and Examples below.**

Annual Fund Operating Expenses (expenses that you pay each year as a percentage of the value of your investment)	Investor Class	Advisor Class Shares
Management Fees	1.00%	1.00%
Distribution and/or Service (12b-1) Fees	0.25%	1.00%
Other Expenses	0.36% ⁽¹⁾	0.21% ⁽²⁾
Acquired Fund Fees and Expenses ⁽³⁾	<u>0.11%</u>	<u>0.11%</u>
Total Annual Fund Operating Expenses⁽³⁾	1.72%	2.32%⁽²⁾

(1) Includes up to 0.15% for shareholder services which may include sub-transfer agent and sub-accounting fees.

(2) Estimated for Advisor Class Shares which has not commenced operations.

(3) The operating expenses in this fee table will not correlate to the expense ratio in the Fund’s financial highlights, when issued, because the financial statements include only the direct operating expenses incurred by the Fund and do not include the indirect costs of investing in other investment companies.

Example: This Example is intended to help you compare the cost of investing in the Fund with the cost of investing in other mutual funds.

The Example assumes that you invest \$10,000 in the Fund for the time periods indicated and then redeem all of your shares at the end of those periods. The Example also assumes that your investment has a 5% return each year and that the Fund’s operating expenses remain the same. Although your actual costs may be higher or lower, based upon these assumptions your costs would be:

Class	1 Year	3 Years	5 Years	10 Years
Investor	\$175	\$542	\$933	\$2,030
Advisor	\$235	\$724	\$1,240	\$2,646

Portfolio Turnover: The Fund pays transaction costs, such as commissions, when it buys and sells securities (or “turns over” its portfolio). A higher portfolio turnover may indicate higher transaction costs and may result in higher taxes when Fund shares are held in a taxable account. These costs, which are not reflected in annual fund operating expenses or in the Example, affect the Fund’s performance. For the fiscal year ended to June 30, 2024, the Fund’s portfolio turnover rate was 1,130% of the average value of its portfolio.

Principal Investment Strategies: The Fund’s investment adviser, Advisors Preferred, LLC (the “Adviser”), delegates execution of the Fund’s investment strategy to a subadviser, Flexible Plan Investments, Ltd. (“FPI” or the “Subadviser”). The Subadviser selects investments for the Fund and provides trade placement for fixed income instruments, including cash equivalents. The Adviser provides trade placement for non-fixed income instruments. The Fund is aggressively managed by the Subadviser using a tactical strategy that typically results in high portfolio turnover. Tactical asset allocation is an active portfolio management strategy that shifts the percentage of assets held in various sectors to seek to take advantage of what the Subadviser believes are the strongest market sectors. The Fund invests primarily in equity securities (common and preferred stocks) either directly through individual stocks or indirectly through exchange-traded funds (“ETFs”) and other investment companies. The Fund invests without restriction as to issuer capitalization. Investments in ETFs and other investment companies provide the Fund exposure to equity sectors. Leveraged ETFs may also be used. The Fund may also invest in leveraging instruments: futures contracts, forward contracts, options and swap agreements to amplify returns or enhance liquidity.

The Subadviser believes that market leader sectors offer the potential for above-average returns. The Subadviser usually refers to the S&P Dow Jones Indices Global Industry Classification Standard (GICS®) for sector and sub-sector definitions. The Subadviser defines a market leader sector as an equity (common or preferred) sector or sub-sector that has the highest price momentum (compared to all other sectors). The Subadviser measures sector price momentum

using the rate of change of the price of an ETF that is representative of the sector. Representative ETFs are index ETFs or ETFs that invest primarily in a sector or subsector of the measured sector. Sector representative ETFs are chosen based upon purity of sector exposure (highest percentage invested in a sector), lowest expense ratio, and liquidity. Representative ETFs are expected to remain relatively consistent but may be changed if an ETF became illiquid. Additionally, broad equity market exposure may be utilized in times of sector weakness. Among representative ETFs, the Subadviser selects those with the highest price momentum. The Subadviser may evaluate all sectors and individual equity securities as often as daily based on rankings, but it may reallocate less often in order to minimize the impact and costs associated with trading. The Subadviser's ranking strategy attempts to respond to both the performance of each equity security, as well as the performance of the equity market.

The Subadviser typically assigns each investment in which the Fund invests a minimum holding period, typically one month, and allocation weighting based on its proprietary policies and procedures. By establishing holding periods, the Subadviser seeks to maintain longer-term core holdings for the Fund. However, the non-core holdings of the Fund may produce high turnover.

The Subadviser utilizes at least two risk mitigation tactics. First, the Subadviser assesses the overall equity market environment. It does so by using a proprietary analysis technique that is both top-down and algorithm-based. Secondly, the Subadviser assesses the overall performance of each investment held. It does so by using a proprietary bottom-up timing model to evaluate performance. These tactics are used for the purpose of determining both when to reduce the Fund's exposure to an investment and when to apply leverage to the investment holding. The Subadviser also uses these tactics to implement its dynamic tactical asset allocation strategy which, at any time for defensive purposes, may result in a large portion or all of the Fund's assets invested, directly or indirectly, in cash and/or cash equivalents in order to seek to provide security of principal, current income and liquidity. A part of the Subadviser's strategy is to hold cash positions when the market is not producing returns greater than the short-term cash investments in which the Fund may invest.

Principal Investment Risks: An investment in the Fund entails risks. The Fund could lose money, or its performance could trail that of other investment alternatives. Neither the Subadviser nor the Adviser can guarantee that the Fund will achieve its objective. In addition, the Fund presents some risks not traditionally associated with other equity mutual funds. It is important that investors closely review and understand these risks before making an investment in the Fund. Turbulence in financial markets and reduced liquidity in equity, credit and fixed income markets could negatively affect issuers worldwide, including the Fund. There is the risk that you could lose all or a portion of your money on your investment in the Fund.

Subadviser's Investment Strategy Risk – While the Subadviser seeks to take advantage of investment opportunities for the Fund that will maximize its investment returns, there is no guarantee that such opportunities will ultimately benefit the Fund. The Subadviser will aggressively change the Fund's portfolio in response to market conditions that are unpredictable and may expose the Fund to greater market risk than other mutual funds. There is no assurance that the Subadviser's momentum-based investment strategy will enable the Fund to achieve its investment objective. Determination of market leader status based on historical analysis may not be predictive of future leadership status.

Active and Frequent Trading Risk – The Fund may engage in active and frequent trading, leading to increased portfolio turnover, higher transaction costs, and the possibility of increased net realized capital gains, including net short-term capital gains that will be taxable to shareholders as ordinary income when distributed to them. The Subadviser's use of the Fund as an asset allocation tool for its other clients will increase the Fund's portfolio turnover.

Aggressive Investment Techniques Risk – The Fund uses investment techniques that may be considered aggressive. Risks associated with the use of futures contracts and options include potentially dramatic price changes (losses) in the value of the instruments and imperfect correlations between the price of the contract and the underlying security or index. These instruments may increase the volatility of the Fund and may involve a small investment of cash relative to the magnitude of the risk assumed.

Counterparty Risk – The Fund may invest in financial instruments involving counterparties for the purpose of attempting to gain exposure to a group of securities or asset class without actually purchasing those securities or investments, or to hedge a position. These financial instruments may include swap agreements. The use of swap agreements involves risks that are different from those associated with ordinary portfolio securities transactions. For example, the Fund bears the risk of loss of the amount expected to be received under a swap agreement in the event of the default or bankruptcy of a swap agreement counterparty. Swap agreements also may be considered to be illiquid. In addition, the Fund may enter into swap agreements that involve a limited number of counterparties, which may increase the Fund's exposure to counterparty credit risk. The Fund does not specifically limit its counterparty risk with respect to any single counterparty. Further, there is a risk that no suitable counterparties are willing to enter into, or continue to enter into, transactions with the Fund and, as a result, the Fund may not be able to achieve its investment objective.

Credit Risk – The Fund could lose money if the issuer or guarantor of a debt security goes bankrupt or is unable or unwilling to make interest payments and/or repay principal. The value of a debt security may decline if there are concerns about an issuer’s ability or willingness to make interest and or principal payments. Changes in an issuer’s financial strength or in an issuer’s or debt security’s credit rating also may affect a security’s value and thus have an impact on Fund performance. The Fund considers all derivatives and non-U.S. Treasury debt instruments as subject to credit risk.

Derivatives Risk – The Fund uses investment techniques, including investments in derivatives such as futures contracts, forward contracts, options and swaps, which may be considered aggressive. Investments in such derivatives are subject to market risks that may cause their prices to fluctuate over time and may increase the volatility of the Fund. The use of derivatives may expose the Fund to additional risks that it would not be subject to if it invested directly in the securities underlying those derivatives, such as counterparty risk and the risk that the derivatives may become illiquid. The use of derivatives may result in larger losses or smaller gains than otherwise would be the case. In addition, the Fund’s investments in derivatives currently are subject to the following risks:

Futures and Forward Contracts Risk. There may be an imperfect correlation between the changes in the market value of the securities held by the Fund and the prices of futures contracts. There may not be a liquid secondary market for the futures contracts. Forward transactions include the risks associated with fluctuations in the reference asset.

Hedging Risk. If the Fund uses a hedging instrument at the wrong time or judges the market conditions incorrectly, the hedge might be unsuccessful, reduce the Fund’s investment return, or create a loss.

Options Risk. There may be an imperfect correlation between the prices of options and movements in the price of the securities (or indices) hedged or used for cover which may cause a given hedge not to achieve its objective.

Swap Agreement Risk. Interest rate swaps are subject to interest rate and credit risk. Total return swaps are subject to counterparty risk, which relates to the credit risk of the counterparty and liquidity risk of the swaps themselves.

Equity Securities Risk – Investments in publicly issued equity securities and securities that provide exposure to equity securities, including common stocks, in general are subject to market risks that may cause their prices to fluctuate over time. Fluctuations in the value of equity securities in which the Fund invests will cause the Net Asset Value (“NAV”) of the Fund to fluctuate.

Holding Cash Risk – The Fund may hold cash positions in money market funds when the market is not producing returns greater than the short-term cash investments in which the Fund may invest. There is a risk that the sections of the market in which the Fund invests will begin to rise or fall rapidly and the Fund will not be able to sell stocks quickly enough to avoid losses or reinvest its cash positions into areas of the advancing market quickly enough to capture the initial returns of changing market conditions.

Leverage Risk – The Fund may use leveraged investments that attempt to amplify the price movement of underlying securities or indices on a daily or other periodic basis, which may be considered aggressive. Such instruments may experience potentially dramatic price changes (losses), imperfect amplification and imperfect correlations between the price of the investment and the underlying security or index which will increase the volatility of the Fund and may involve a small investment of cash relative to the magnitude of the risk assumed. The use of leveraged instruments may currently expose the Fund to additional risks that it would not be subject to if it invested directly in the securities underlying those derivatives. The use of leveraged instruments may result in larger losses or smaller gains than otherwise would be the case.

Market Risk – Overall investment market risks affect the value of the Fund. Factors such as economic growth and market conditions, interest rate levels, and political events affect the US and international investment markets. Additionally, unexpected local, regional or global events, such as war; acts of terrorism; financial, political or social disruptions; natural, environmental or man-made disasters; the spread of infectious illnesses or other public health issues (such as the global pandemic coronavirus disease of 2019 (COVID-19)); and recessions and depressions could have a significant impact on the Fund and its investments and may impair market liquidity. Such events can cause investor fear, which can adversely affect the economies of nations, regions, and the market in general, in ways that cannot necessarily be foreseen.

Preferred Stock Risk – The value of preferred stocks will fluctuate with changes in interest rates. Typically, a rise in interest rates causes a decline in the value of preferred stock. Preferred stocks are also subject to credit risk, which is the possibility that an issuer of preferred stock will fail to make its dividend payments.

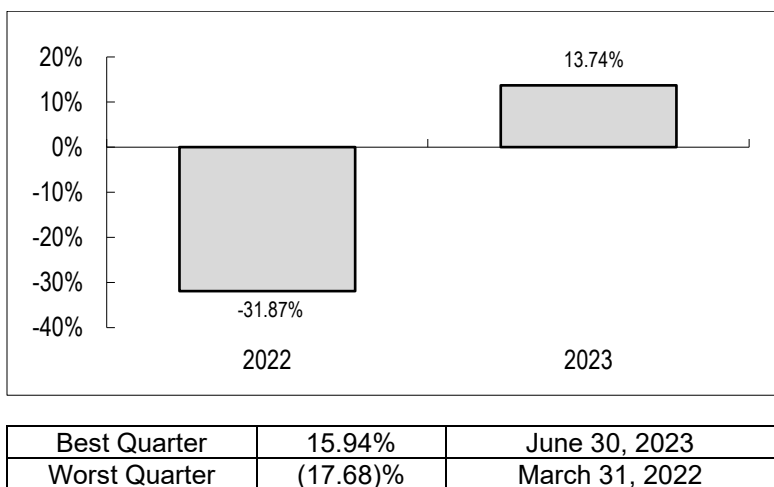
Risks of Investing in Other Investment Companies (including ETFs) – Investments in the securities of other investment companies, including ETFs, may involve duplication of advisory fees and certain other expenses. By investing in another investment company or ETF, the Fund becomes a shareholder thereof. As a result, Fund shareholders indirectly bear the Fund’s proportionate share of the fees and expenses paid by shareholders of the other investment companies or ETFs, in addition to the fees and expenses Fund shareholders indirectly bear in connection with the Fund’s own operations. If the other investment companies or ETFs fail to achieve their investment objectives, the value of the Fund’s investment will decline, adversely affecting the Fund’s performance. In addition, ETF shares potentially may trade at a discount or a premium and are subject to brokerage and other trading costs, which could result in greater expenses to the Fund. Leveraged ETFs will amplify gains and losses. Most leveraged ETFs “reset” daily. Due to the effect of compounding, their performance over longer periods of time can differ significantly from the performance of their underlying index or benchmark during the same period of time. In addition, ETF shares potentially may trade at a discount or a premium and are subject to brokerage and other trading costs, which could result in greater expenses to the Fund. Finally, because the value of other investment company or ETF shares depends on the demand in the market, the Subadviser may not be able to liquidate the Fund’s holdings in those shares at the most optimal time, adversely affecting the Fund’s performance.

Sector Risk – The Fund may focus its investments in securities of a particular sector. Economic, legislative, or regulatory developments may occur that significantly affect the sector. This may cause the Fund’s NAV to fluctuate more than that of a fund that does not focus in a particular sector.

Small- and Mid-Capitalization Companies Risk – Investing in the securities of small-capitalization and mid-capitalization companies involves greater risks and the possibility of greater price volatility than investing in larger capitalization and more-established companies. Investments in mid-cap companies involve less risk than investing in small-cap companies. Smaller companies may have limited operating history, product lines, and financial resources, and the securities of these companies may lack sufficient market liquidity. Mid-cap companies often have narrower markets and more limited managerial and financial resources than larger, more established companies.

Performance: The bar chart and performance table below show the variability of the Fund’s returns, which is some indication of the risks of investing in the Fund. The bar chart shows the performance of the Fund’s Investor Class shares for each full calendar year since the Fund’s Investor Class Shares inception. The Adviser Class Shares of the Fund have not commenced operations. The performance table compares the performance of the Fund’s Investor Class shares over time to the performance of a broad-based market index. You should be aware that the Fund’s past performance (before and after taxes) may not be an indication of how the Fund will perform in the future. Advisor Class shares have similar annual returns to Investor Class shares because the classes are invested in the same portfolio of securities, however, the returns for Advisor Class shares are lower than Investor Class shares because Advisor Class shares have higher expenses. Shareholder reports containing financial and performance information for the Fund will be mailed to shareholders semi-annually. Updated performance information is available at no cost by calling toll-free 1-855-64-QUANT (1-855-647-8268).

**Quantified Tactical Sectors Fund
Investor Class Performance Bar Chart
For Calendar Year Ended December 31**



The Fund’s Investor Class year-to-date return as of September 30, 2024 was 8.47%.

Performance Table
Average Annual Total Returns
(For periods ended December 31, 2023)

Quantified Tactical Sectors Fund	One Year	Since Inception ⁽¹⁾
Investor Class Shares Return before taxes	13.74%	(12.42)%
Investor Class Shares Return after taxes on distributions	11.05%	(13.54)%
Investor Class Shares Return after taxes on distributions and sale of Fund shares ⁽²⁾	8.19%	(9.56)%
S&P 500 Total Return Index <i>(reflects no deduction for fees, expenses or taxes)</i> ⁽³⁾	26.29%	10.41%

- (1) The Fund's Investor Class Shares commenced operations on March 4, 2021. The Fund's Advisor Class Shares have not commenced operations.
- (2) After-tax returns are calculated using the historical highest individual federal marginal income tax rates and do not reflect the impact of state and local taxes. Actual after-tax returns depend on an investor's tax situation and may differ from those shown, and after-tax returns shown are not relevant to investors who hold their Fund shares through tax-deferred arrangements, such as 401(k) plans or individual retirement accounts.
- (3) The S&P 500 Total Return Index is an unmanaged composite of 500 large capitalization companies and includes the reinvestment of dividends. The Index is widely used by professional investors as a performance benchmark for large-cap stocks. Investors cannot invest directly in an index; unlike the Fund's returns, the index does not reflect any fees or expenses.

Investment Adviser: Advisors Preferred, LLC

Subadviser: Flexible Plan Investments, Ltd.

Subadviser Portfolio Managers: Jerry C. Wagner, President of the Subadviser, has served the Fund as a portfolio manager since it commenced operations in 2021. Timothy Hanna, CFA, CFIP, Senior Portfolio Manager of the Subadviser has served the Fund as a portfolio manager since it commenced operations in 2021. Daniel Poppe, CFA, Senior Research Analyst of the Subadviser has served the Fund as a portfolio manager since April 2024.

Purchase and Sale of Fund Shares: You may purchase and redeem shares of the Fund on any day that the New York Stock Exchange is open for trading. You may purchase or redeem Fund shares by written request via mail (Quantified Tactical Sectors Fund, c/o Ultimus Fund Solutions, LLC, P.O. Box 541150, Omaha, Nebraska 68154), by wire transfer, by telephone toll-free at 1-855-64-QUANT (1-855-647-8268), or through a financial intermediary. Purchases and redemptions by telephone are only permitted if you previously established these options on your account. The Fund accepts investments in the following minimum amounts:

Class	Account Type	Minimum Initial Investment	Minimum Subsequent Investment
Investor	Regular Account	\$10,000	\$1,000
Investor	Retirement Account	\$10,000	\$0
Advisor	Regular Account	\$10,000	\$1,000
Advisor	Retirement Account	\$10,000	\$0

The Fund, Adviser or Subadviser may waive any investment minimum.

Tax Information: Dividends and capital gain distributions you receive from the Fund, whether you reinvest your distributions in additional Fund shares or receive them in cash, are taxable to you at either ordinary income or capital gains tax rates unless you are investing through a tax-deferred plan such as an IRA or 401(k) plan. However, these dividend and capital gain distributions may be taxable upon their eventual withdrawal from tax-deferred plans.

Payments to Broker-Dealers and Other Financial Intermediaries: If you purchase the Fund through a broker-dealer or other financial intermediary (such as a bank), the Fund and its related companies may pay the intermediary for the sale of Fund shares and related services. These payments may create a conflict of interest by influencing the broker-dealer or other intermediary and your salesperson to recommend the Fund over another investment. Ask your salesperson or visit your financial intermediary's website for more information.

QUANTIFIED GOVERNMENT INCOME TACTICAL FUND

Investment Objective: The Quantified Government Income Tactical Fund (the “Fund”) seeks high total return consistent with a moderate tolerance for risk.

Fees and Expenses of the Fund: This table describes the fees and expenses that you may pay if you buy, hold, and sell shares of the Fund. **You may pay other fees, such as brokerage commissions and other fees to financial intermediaries, which are not reflected in the table and Examples below.**

Annual Fund Operating Expenses (expenses that you pay each year as a percentage of the value of your investment)	Investor Class Shares	Advisor Class Shares
Management Fees	1.00%	1.00%
Distribution and/or Service (12b-1) Fees	0.25%	1.00%
Other Expenses	0.40% ⁽¹⁾	0.25% ⁽²⁾
Acquired Fund Fees and Expenses ⁽³⁾	0.11%	0.15%
Total Annual Fund Operating Expenses⁽³⁾	1.76%	2.40%⁽²⁾

(1) Includes up to 0.15% for shareholder services which may include sub-transfer agent and sub-accounting fee

(2) Estimated for Advisors Class Shares which have not commenced operations.

(3) The operating expenses in this fee table will not correlate to the expense ratio in the Fund’s financial highlights, when issued, because the financial statements include only the direct operating expenses incurred by the Fund and do not include the indirect costs of investing in other investment companies.

Example: This Example is intended to help you compare the cost of investing in the Fund with the cost of investing in other mutual funds.

The Example assumes that you invest \$10,000 in the Fund for the time periods indicated and then redeem all of your shares at the end of those periods. The Example also assumes that your investment has a 5% return each year and that the Fund’s operating expenses remain the same. Although your actual costs may be higher or lower, based upon these assumptions your costs would be:

Class	1 Year	3 Years	5 Years	10 Years
Investor	\$176	\$551	\$951	\$2,071
Advisor	\$240	\$746	\$1,278	\$2,734

Portfolio Turnover: The Fund pays transaction costs, such as commissions, when it buys and sells securities (or “turns over” its portfolio). A higher portfolio turnover may indicate higher transaction costs and may result in higher taxes when Fund shares are held in a taxable account. These costs, which are not reflected in annual fund operating expenses or in the Example, affect the Fund’s performance. For the fiscal period year ended June 30, 2024, the Fund’s portfolio turnover rate was 86% of the average value of its portfolio.

Principal Investment Strategies: The Fund’s investment adviser, Advisors Preferred, LLC (the “Adviser”), delegates execution of the Fund’s investment strategy to the subadviser, Flexible Plan Investments, Ltd. (“FPI” or the “Subadviser”). The Subadviser selects investments for the Fund and provides trade placement for fixed income instruments, including cash equivalents. The Adviser provides trade placement for non-fixed income instruments. Under normal circumstances, the Fund invests at least 80% of its net assets (plus any borrowing for investment purposes) in U.S. government securities. The Fund defines U.S. government securities as debt instruments issued or guaranteed by the U.S. Treasury, any agency, instrumentality, or sponsored enterprise of the U.S. government and exchange-traded funds (“ETFs”), closed-end funds and mutual funds that invest primarily in the preceding debt instruments, and futures and swap contracts on the preceding instruments; and pooled investment vehicles that invest primarily in the preceding. The ETFs, closed-end funds and mutual funds aspect of the Fund’s strategy is commonly referred to as a fund-of-funds strategy. Additionally, under normal circumstances, the Fund invests primarily in income-producing securities. The Fund invests in securities of any maturity. The Fund may gain exposure to securities by using inverse and/or leveraging instruments (leveraged ETFs, futures contracts, forward contracts, options, and swap agreements) as substitutes for the reference asset regardless of whether they generate income. The Subadviser may employ short positions for hedging purposes, to capture returns in down markets, or to take advantage of short-term trading opportunities. The Subadviser employs an aggressive management strategy that typically results in high portfolio turnover. As part of its principal investment strategy, the Fund may invest all or part of the Fund’s assets in short-term and ultrashort-term ETFs.

In managing the Fund's assets, the Subadviser employs a tactical dynamic asset allocation strategy. The Subadviser analyzes the overall investment opportunities of various fixed-income investments and market sectors to determine how to position the Fund's portfolio. In making the decision to invest in a security, long or short, the Subadviser utilizes proprietary and third-party analysis models that evaluate interest rate trends and other macroeconomic data, market momentum, price patterns and other technical data or data related to accounting periods, tax events and other calendar-related events. The Subadviser may use short positions to provide a hedge against rising rates and to take advantage of short-term trading opportunities. When the Subadviser believes U.S. Government interest rates are highly likely to rise or fall, it uses leverage to magnify the effects of the short-term moves. The Subadviser evaluates and ranks the short-term to intermediate-term performance of each potential and current portfolio investment and then invests in those securities that best fit the percentage allocations deemed beneficial by the Subadviser's multiple proprietary algorithms.

The Subadviser typically assigns each investment in which the Fund invests a minimum holding period, though an investment's actual holding period and allocation weighting will depend on its performance ranking. By establishing holding periods, the Subadviser seeks to maintain longer-term core holdings in the Fund. The Subadviser generally evaluates all investments weekly based on its allocation rankings but may reallocate more-or-less often to minimize the impact and costs associated with trading. In addition, the Subadviser uses the Fund as an asset allocation tool for its other clients, which may lead to purchases and redemptions of Fund shares. Responding to purchase and redemption-related fluctuations in the Fund's size will result in portfolio turnover not directly related to the Subadviser's investment analysis.

Principal Investment Risks: An investment in the Fund entails risks. The Fund could lose money, or its performance could trail that of other investment alternatives. Neither the Subadviser nor the Adviser can guarantee that the Fund will achieve its objective. In addition, the Fund presents some risks not traditionally associated with other fixed income mutual funds. It is important that investors closely review and understand these risks before making an investment in the Fund. Turbulence in financial markets and reduced liquidity in equity, credit and fixed income markets could negatively affect issuers worldwide, including the Fund. There is the risk that you could lose all or a portion of your money on your investment in the Fund.

Subadviser's Investment Strategy Risk – While the Subadviser seeks to take advantage of investment opportunities for the Fund that will maximize its investment returns, there is no guarantee that such opportunities will ultimately benefit the Fund. The Subadviser will aggressively change the Fund's portfolio in response to market conditions that are unpredictable and may expose the Fund to greater market risk than other mutual funds. There is no assurance that the Subadviser's investment strategy will enable the Fund to achieve its investment objective.

Active and Frequent Trading Risk – The Fund may engage in active and frequent trading, leading to increased portfolio turnover, higher transaction costs, and the possibility of increased net realized capital gains, including net short-term capital gains. Short-term capital gains are taxable to shareholders as ordinary income, which is at a higher rate than long-term capital gains. The Subadviser's use of the Fund as an asset allocation tool for its other clients will increase the Fund's portfolio turnover.

Aggressive Investment Techniques Risk – The Fund uses investment techniques that may be considered aggressive. Risks associated with the use of futures contracts and options include potentially dramatic price changes (gains or losses) in the value of the instruments and imperfect correlations between the price of the contract and the underlying security or index. These instruments may increase the volatility of the Fund and may involve a small investment of cash relative to the magnitude of the risk assumed.

Counterparty Risk – The Fund may invest in financial instruments involving counterparties for the purpose of attempting to gain exposure to a particular group of securities or asset class without actually purchasing those securities or investments, or to hedge a position. These financial instruments may include swap agreements. The use of swap agreements involves risks that are different from those associated with ordinary portfolio securities transactions. For example, the Fund bears the risk of loss of the amount expected to be received under a swap agreement in the event of the default or bankruptcy of a swap agreement counterparty. Swap agreements also may be considered to be illiquid. In addition, the Fund may enter into swap agreements that involve a limited number of counterparties, which may increase the Fund's exposure to counterparty credit risk. The Fund does not specifically limit its counterparty risk with respect to any single counterparty. Further, there is a risk that no suitable counterparties are willing to enter into, or continue to enter into, transactions with the Fund and, as a result, the Fund may not be able to achieve its investment objective.

Derivatives Risk – The Fund uses investment techniques, including investments in derivatives such as futures contracts, forward contracts, options, and swaps, which may be considered aggressive. Investments in such derivatives are subject to market risks that may cause their prices to fluctuate over time and may increase the volatility of the Fund. The use of derivatives may expose the Fund to additional risks that it would not be subject to if it invested directly in the securities underlying those derivatives, such as counterparty risk and the risk that the derivatives may become illiquid. The use of derivatives may result in larger losses or smaller gains than otherwise would be the case. In addition, the Fund's investments in derivatives currently are subject to the following risks:

Futures and Forward Contracts Risk. There may be an imperfect correlation between the changes in the market value of the securities held by the Fund and the prices of futures contracts. There may not be a liquid secondary market for the futures contracts. Forward currency transactions include the risks associated with fluctuations in currency.

Hedging Risk. If the Fund uses a hedging instrument at the wrong time or judges the market conditions incorrectly, the hedge might be unsuccessful, reduce the Fund's investment return, or create a loss.

Options Risk. There may be an imperfect correlation between the prices of options and movements in the price of the securities (or indices) hedged or used for cover which may cause a given hedge not to achieve its objective.

Swap Agreements Risk. Interest rate swaps are subject to interest rate and credit risk. Total return swaps are subject to counterparty risk, which relates to the credit risk of the counterparty and liquidity risk of the swaps themselves.

Holding Cash Risk – The Fund may hold cash positions when the market is not producing returns greater than the short-term cash investments in which the Fund may invest. There is a risk that the sections of the market in which the Fund invests will begin to rise or fall rapidly and the Fund will not be able to sell stocks quickly enough to avoid losses or reinvest its cash positions into areas of the advancing market quickly enough to capture the initial returns of changing market conditions.

Interest Rate Risk – The value of the Fund's investment in fixed income securities will fall when interest rates rise. The effect of increased interest rates is more pronounced for any intermediate-term or longer-term fixed income obligations owned by the Fund. Recently, interest rates have been historically low. Current conditions may result in a rise in interest rates, which in turn may result in a decline in the value of the fixed income investments held by the Fund. As a result, for the present, interest rate risk may be heightened.

Leverage Risk – The Fund may use leveraged investments that attempt to amplify the price movement of underlying securities or indices on a daily or other periodic basis, which may be considered aggressive. Such instruments may experience potentially dramatic price changes (losses), imperfect amplification and imperfect correlations between the price of the investment and the underlying security or index which will increase the volatility of the Fund and may involve a small investment of cash relative to the magnitude of the risk assumed. The use of leverage instruments may currently expose the Fund to additional risks that it would not be subject to if it invested directly in the securities underlying those derivatives. The use of leveraged instruments may result in larger losses or smaller gains than otherwise would be the case.

Market Risk – Overall investment market risks affect the value of the Fund. Factors such as economic growth and market conditions, interest rate levels, and political events affect the US and international investment markets. Additionally, unexpected local, regional or global events, such as war; acts of terrorism; financial, political or social disruptions; natural, environmental or man-made disasters; the spread of infectious illnesses or other public health issues (such as the global pandemic coronavirus disease 2019 (COVID-19)); and recessions and depressions could have a significant impact on the Fund and its investments and may impair market liquidity. Such events can cause investor fear, which can adversely affect the economies of nations, regions, and the market in general, in ways that cannot necessarily be foreseen.

Risks of Investing in Other Investment Companies and Pooled Investment Vehicles – Investments in the securities of other investment companies (ETFs, closed-end funds, and mutual funds) and pooled investment vehicles may involve duplication of advisory fees and certain other expenses. By investing in another investment company or pooled investment vehicle, the Fund becomes a shareholder thereof. As a result, Fund shareholders indirectly bear the Fund's proportionate share of the fees and expenses paid by shareholders of the other investment companies or pooled investment vehicles, in addition to the fees and expenses Fund shareholders indirectly bear in connection with the Fund's own operations. If the other investment companies or pooled investment vehicles fail to achieve their investment objectives, the value of the Fund's investment will decline, adversely affecting the Fund's performance.

ETFs and mutual funds "reset" daily and, therefore, due to the effect of compounding, their performance over longer periods of time can differ significantly from the performance of their underlying index or benchmark during the same period of time. In addition, ETF and closed-end fund shares potentially may trade at a discount or a premium to NAV and are subject to brokerage and other trading costs, which could result in greater expenses to the Fund. Finally, because the value of ETF and closed-end fund shares depends on the demand in the market, the Subadviser may not be able to liquidate the Fund's holdings in those shares at the most optimal time, adversely affecting the Fund's performance.

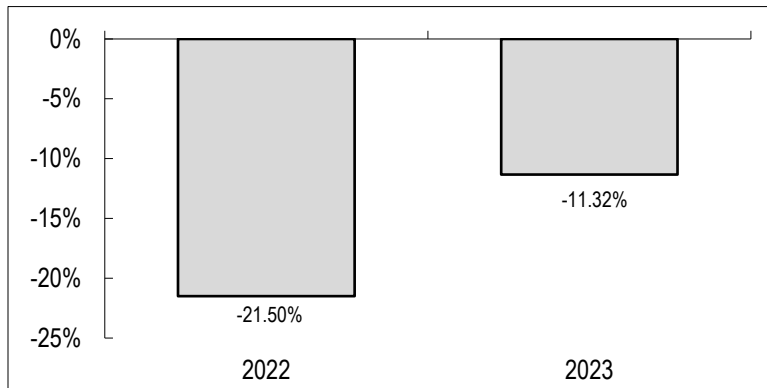
Leveraged ETFs Risk. Leveraged ETFs will amplify gains and losses. Most leveraged ETFs “reset” daily. Due to the effect of compounding, their performance over longer periods of time can differ significantly from the performance of their underlying index or benchmark during the same period of time. In addition, closed-end investment company and ETF shares may potentially trade at a discount or a premium and are subject to brokerage and other trading costs, which could result in greater expenses to the Fund. Finally, because the value of other investment company or ETF shares depends on the demand in the market, the Subadviser may not be able to liquidate the Fund’s holdings in those shares at the most optimal time, adversely affecting the Fund’s performance.

Shorting (Inverse) Risk – Short (inverse) positions are designed to profit from a decline in the price of particular securities, investments in securities or indices. The Fund will lose value if and when the instrument’s price rises – a result that is the opposite from traditional mutual funds. The Fund may also utilize inverse mutual funds and ETFs. These instruments seek to increase in value when their underlying securities or indices decline. Like leveraged investments, inverse positions may be considered aggressive. Inverse positions may also be leveraged. Such instruments may experience imperfect negative correlation between the price of the investment and the underlying security or index. The use of inverse instruments may expose the Fund to additional risks that it would not be subject to if it invested only in “long” positions.

U.S. Government Securities Risk – U.S. Treasury obligations are backed by the “full faith and credit” of the U.S. government and generally have negligible credit risk. However, securities issued or guaranteed by federal agencies or authorities and U.S. government-sponsored instrumentalities or enterprises may or may not be backed by the full faith and credit of the U.S. government. The Fund may be subject to such risk to the extent it invests in securities issued or guaranteed by federal agencies or authorities and U.S. government-sponsored instrumentalities or enterprises.

Performance: The bar chart and performance table below show the variability of the Fund’s returns, which is some indication of the risks of investing in the Fund. The bar chart shows the performance of the Fund’s Investor Class shares for each full calendar year since the Fund’s Investor Class Shares inception. The Adviser Class Shares of the Fund have not commenced operations. The performance table compares the performance of the Fund’s Investor Class shares over time to the performance of a broad-based market index. You should be aware that the Fund’s past performance (before and after taxes) may not be an indication of how the Fund will perform in the future. Adviser Class shares have similar annual returns to Investor Class shares because the classes are invested in the same portfolio of securities, however, the returns for Adviser Class shares are lower than Investor Class shares because Adviser Class shares have higher expenses. Shareholder reports containing financial and performance information for the Fund will be mailed to shareholders semi-annually. Updated performance information is available at no cost by calling toll-free 1-855-64-QUANT (1-855-647-8268).

**Quantified Government Income Tactical Fund
Investor Class Performance Bar Chart
For Calendar Year Ended December 31**



Best Quarter	(0.74)%	June 30, 2023
Worst Quarter	(6.80)%	June 30, 2022

The Fund’s Investor Class year-to-date return as of September 30, 2024 was 0.86%.

Performance Table
Average Annual Total Returns
(For periods ended December 31, 2022)

Quantified Government Income Tactical Fund	One Year	Since Inception⁽¹⁾
Investor Class Shares Return before taxes	(11.32)%	(10.31)%
Investor Class Shares Return after taxes on distributions	(13.30)%	(11.17)%
Investor Class Shares Return after taxes on distributions and sale of Fund shares ⁽²⁾	(6.70)%	(7.96)%
Bloomberg U.S. Aggregate Bond Index <i>(reflects no deduction for fees, expenses or taxes⁽³⁾)</i>	5.53%	(2.81)%

- (1) The Fund's Investor Class Shares commenced operations on April 15, 2021. The Fund's Advisor Class Shares have not commenced operations.
- (2) After-tax returns are calculated using the historical highest individual federal marginal income tax rates and do not reflect the impact of state and local taxes. Actual after-tax returns depend on an investor's tax situation and may differ from those shown, and after-tax returns shown are not relevant to investors who hold their Fund shares through tax-deferred arrangements, such as 401(k) plans or individual retirement accounts.
- (3) The Bloomberg U.S. Bond Index is an unmanaged index comprised of U.S. investment grade, fixed rate bond market securities, including government, government agency, corporate and mortgage-backed securities. Investors cannot invest directly in an index; unlike the Fund's returns, the index does not reflect any fees or expenses.

Investment Adviser: Advisors Preferred, LLC.

Subadviser: Flexible Plan Investments, Ltd.

Subadviser Portfolio Managers: Jerry C. Wagner, President of the Subadviser, has served the Fund as a portfolio manager since it commenced operations in 2021. Timothy Hanna, CFA, CFIP, Senior Portfolio Manager of the Subadviser has served the Fund as a portfolio manager since it commenced operations in 2021. Daniel Poppe, CFA, Senior Research Analyst of the Subadviser has served the Fund as a portfolio manager since April 2024.

Purchase and Sale of Fund Shares: You may purchase and redeem shares of the Fund on any day that the New York Stock Exchange is open for trading. You may purchase or redeem Fund shares by written request via mail (Quantified Government Income Tactical Fund, c/o Ultimus Fund Solutions, LLC, P.O. Box 541150, Omaha, Nebraska 68154), by wire transfer, by telephone toll-free at 1-855-64-QUANT (1-855-647-8268), or through a financial intermediary. Purchases and redemptions by telephone are only permitted if you previously established these options on your account. The Fund accepts investments in the following minimum amounts:

Class	Account Type	Minimum Initial Investment	Minimum Subsequent Investment
Investor	Regular Account	\$10,000	\$1,000
Investor	Retirement Account	\$10,000	\$0
Advisor	Regular Account	\$10,000	\$1,000
Advisor	Retirement Account	\$10,000	\$0

The Fund, Adviser or Subadviser may waive any investment minimum.

Tax Information: Dividends and capital gain distributions you receive from the Fund, whether you reinvest your distributions in additional Fund shares or receive them in cash, are taxable to you at either ordinary income or capital gains tax rates unless you are investing through a tax-deferred plan such as an IRA or 401(k) plan. However, these dividend and capital gain distributions may be taxable upon their eventual withdrawal from tax-deferred plans.

Payments to Broker-Dealers and Other Financial Intermediaries: If you purchase the Fund through a broker-dealer or other financial intermediary (such as a bank), the Fund and its related companies may pay the intermediary for the sale of Fund shares and related services. These payments may create a conflict of interest by influencing the broker-dealer or other intermediary and your salesperson to recommend the Fund over another investment. Ask your salesperson or visit your financial intermediary's website for more information.

QUANTIFIED RISING DIVIDEND TACTICAL FUND

Investment Objective: The Quantified Rising Dividend Tactical Fund (the “Fund”) seeks total return consistent with a moderate tolerance for risk.

Fees and Expenses of the Fund: This table describes the fees and expenses that you may pay if you buy, hold, and sell shares of the Fund. **You may pay other fees, such as brokerage commissions and other fees to financial intermediaries, which are not reflected in the table and Examples below.**

Annual Fund Operating Expenses (expenses that you pay each year as a percentage of the value of your investment)	Investor Class Shares	Advisor Class Shares
Management Fees	1.00%	1.00%
Distribution and/or Service (12b-1) Fees	0.25%	1.00%
Other Expenses	0.39% ⁽¹⁾	0.24% ⁽²⁾
Acquired Fund Fees and Expenses ⁽³⁾	0.16%	0.16%
Total Annual Fund Operating Expenses⁽³⁾	1.80%	2.40%⁽²⁾

(1) Includes up to 0.15% for shareholder services which may include sub-transfer agent and sub-accounting fees.

(2) Estimated for Advisor Class Shares which have not commenced operations.

(3) The operating expenses in this fee table will not correlate to the expense ratio in the Fund’s financial highlights, when issued, because the financial statements include only the direct operating expenses incurred by the Fund and do not include the indirect costs of investing in other investment companies.

Example: This Example is intended to help you compare the cost of investing in the Fund with the cost of investing in other mutual funds.

The Example assumes that you invest \$10,000 in the Fund for the time periods indicated and then redeem all of your shares at the end of those periods. The Example also assumes that your investment has a 5% return each year and that the Fund’s operating expenses remain the same. Although your actual costs may be higher or lower, based upon these assumptions your costs would be:

Class	1 Year	3 Years	5 Years	10 Years
Investor	\$180	\$563	\$972	\$2,113
Advisor	\$240	\$746	\$1,278	\$2,734

Portfolio Turnover: The Fund pays transaction costs, such as commissions, when it buys and sells securities (or “turns over” its portfolio). A higher portfolio turnover may indicate higher transaction costs and may result in higher taxes when Fund shares are held in a taxable account. These costs, which are not reflected in annual fund operating expenses or in the Example, affect the Fund’s performance. For the fiscal year ended June 30, 2024, the Fund’s portfolio turnover rate was 173% of the average value of its portfolio.

Principal Investment Strategies: The Fund’s investment adviser, Advisors Preferred, LLC (the “Adviser”), delegates execution of the Fund’s investment strategy to the subadviser, Flexible Plan Investments, Ltd. (“FPI” or the “Subadviser”). The Subadviser selects investments for the Fund and provides trade placement for any fixed income instruments, including cash equivalents. The Adviser provides trade placement for non-fixed income instruments.

Under normal circumstances, the Fund invests at least 80% of its net assets (plus any borrowing for investment purposes) in exchange-traded funds (“ETFs”), closed-end funds and mutual funds (together “Underlying Funds”) and stocks that pay a dividend. The ETFs, closed-end funds and mutual funds aspect of the Fund’s strategy is commonly referred to as a fund-of-funds strategy. The Fund invests without restriction as to issuer capitalization or country of the securities held directly or by Underlying Funds. However, the Fund anticipates investing primarily in domestic and foreign large-cap and mid-cap equities, directly or through Underlying Funds. To a lesser extent, the Fund may invest in Underlying Funds that invest primarily in investment grade fixed income securities of any maturity. The Subadviser seeks to identify stocks and Underlying Funds with the largest dividend increases or above average expected increases in dividends.

The Subadviser also employs a tactical dynamic asset allocation strategy. The Subadviser analyzes the overall investment opportunities of various dividend paying investments and market sectors to determine how to position the Fund’s portfolio.

Leveraged and/or inverse ETFs may also be used. The Fund also may invest in leveraging instruments: futures contracts, forward contracts, options, and swap agreements as substitutes for the reference asset, as well as take short positions with up to 80% of its assets in equity securities, futures contracts, forward contracts, options and swap agreements. The Fund employs short positions for hedging purposes or to capture returns in down markets. The Subadviser uses a number of proprietary risk-management indicators in an effort to attempt to mitigate major bear market declines (20% or greater). The primary risk-management indicator utilized tracks the performance and trend of investments daily and signals when to sell an asset and/or hedge the portfolio from potential market declines. The Subadviser uses the Fund as an asset allocation tool for its other clients, which may lead to purchases and redemptions of Fund shares. Responding to purchase and redemption-related fluctuations in the Fund's size will result in portfolio turnover not directly related to the Subadviser's investment analysis.

Principal Investment Risks: An investment in the Fund entails risks. The Fund could lose money, or its performance could trail that of other investment alternatives. Neither the Subadviser nor the Adviser can guarantee that the Fund will achieve its objective. In addition, the Fund presents some risks not traditionally associated with other equity mutual funds. It is important that investors closely review and understand these risks before making an investment in the Fund. Turbulence in financial markets and reduced liquidity in equity, credit and fixed income markets could negatively affect issuers worldwide, including the Fund. There is the risk that you could lose all or a portion of your money on your investment in the Fund.

Subadviser's Investment Strategy Risk – While the Subadviser seeks to take advantage of investment opportunities for the Fund that will maximize its investment returns, there is no guarantee that such opportunities will ultimately benefit the Fund. The Subadviser will aggressively change the Fund's portfolio in response to market conditions that are unpredictable and may expose the Fund to greater market risk than other mutual funds. There is no assurance that the Subadviser's investment strategy will enable the Fund to achieve its investment objective. Determination of leadership status based on historical analysis may not be predictive of future leadership status.

Active and Frequent Trading Risk – The Fund may engage in active and frequent trading, leading to increased portfolio turnover, higher transaction costs, and the possibility of increased net realized capital gains, including net short-term capital gains. Short-term capital gains are taxable to shareholders as ordinary income, which is at a higher rate than long-term capital gains. The Subadviser's use of the Fund as an asset allocation tool for its other clients will increase the Fund's portfolio turnover.

Aggressive Investment Techniques Risk – The Fund uses investment techniques that may be considered aggressive. Risks associated with the use of futures contracts and options include potentially dramatic price changes (losses) in the value of the instruments and imperfect correlations between the price of the contract and the underlying security or index. These instruments may increase the volatility of the Fund and may involve a small investment of cash relative to the magnitude of the risk assumed.

Counterparty Risk – The Fund may invest in financial instruments involving counterparties for the purpose of attempting to gain exposure to a particular group of securities or asset class without actually purchasing those securities or investments, or to hedge a position. These financial instruments may include swap agreements. The use of swap agreements involves risks that are different from those associated with ordinary portfolio securities transactions. For example, the Fund bears the risk of loss of the amount expected to be received under a swap agreement in the event of the default or bankruptcy of a swap agreement counterparty. Swap agreements also may be considered to be illiquid. In addition, the Fund may enter into swap agreements that involve a limited number of counterparties, which may increase the Fund's exposure to counterparty credit risk. The Fund does not specifically limit its counterparty risk with respect to any single counterparty. Further, there is a risk that no suitable counterparties are willing to enter into, or continue to enter into, transactions with the Fund and, as a result, the Fund may not be able to achieve its investment objective.

Credit Risk – The Fund could lose money if the issuer or guarantor of a debt security goes bankrupt or is unable or unwilling to make interest payments and/or repay principal. The value of a debt security may decline if there are concerns about an issuer's ability or willingness to make interest and or principal payments. Changes in an issuer's financial strength or in an issuer's or debt security's credit rating also may affect a security's value and thus have an impact on Fund performance. The Fund considers all derivatives and non-U.S. Treasury debt instruments as subject to credit risk.

Derivatives Risk – The Fund uses investment techniques, including investments in futures contracts, forward contracts, options, and swaps, which may be considered aggressive. Investments in such derivatives are subject to market risks that may cause their prices to fluctuate over time and may increase the volatility of the Fund. The use of derivatives may expose the Fund to additional risks that it would not be subject to if it invested directly in the securities underlying those derivatives, such as counterparty risk and the risk that the derivatives may become illiquid. The use of derivatives may result in larger losses or smaller gains than otherwise would be the case. In addition, the Fund's investments in derivatives are currently subject to the following risks:

Futures and Forward Contracts Risk. There may be an imperfect correlation between the changes in the market value of the securities held by the Fund and the prices of futures contracts. There may not be a liquid secondary market for the futures contracts. Forward currency transactions include the risks associated with fluctuations in currency.

Hedging Risk. If the Fund uses a hedging instrument at the wrong time or judges the market conditions incorrectly, the hedge might be unsuccessful, reduce the Fund's investment return, or create a loss.

Options Risk. There may be an imperfect correlation between the prices of options and movements in the price of the securities (or indices) hedged or used for cover which may cause a given hedge not to achieve its objective.

Swap Agreements Risk. Interest rate swaps are subject to interest rate and credit risk. Total return swaps are subject to counterparty risk, which relate to the credit risk of the counterparty and liquidity risk of the swaps themselves.

Equity Securities Risk – Investments in publicly issued equity securities and securities that provide exposure to equity securities, including common stocks, in general are subject to market risks that may cause their prices to fluctuate over time. Fluctuations in the value of equity securities in which the Fund invests will cause the Net Asset Value (“NAV”) of the Fund to fluctuate.

Foreign Securities Risk – Investments in foreign securities and securities that provide exposure to foreign securities involve greater risks than investing in domestic securities. As a result, the Fund's returns and NAVs may be affected to a large degree by fluctuations in currency exchange rates, political, diplomatic, or economic conditions and regulatory requirements in other countries. The laws and accounting, auditing, and financial reporting standards in foreign countries typically are not as strict as they are in the U.S., and there may be less public information available about foreign companies. These risks are more pronounced in emerging market countries, which are generally those with per capita income less than half that of the U.S.

Holding Cash Risk – The Fund may hold cash positions when the market is not producing returns greater than the short-term cash investments in which the Fund may invest. There is a risk that the sections of the market in which the Fund invests will begin to rise or fall rapidly and the Fund will not be able to sell stocks quickly enough to avoid losses or reinvest its cash positions into areas of the advancing market quickly enough to capture the initial returns of changing market conditions.

Interest Rate Risk – The value of the Fund's investment in fixed income securities will fall when interest rates rise. The effect of increased interest rates is more pronounced for any intermediate-term or longer-term fixed income obligations owned by the Fund. Recently, interest rates have been historically low. Current conditions may result in a rise in interest rates, which in turn may result in a decline in the value of the fixed income investments held by the Fund. As a result, for the present, interest rate risk may be heightened.

Leverage Risk – The Fund may use leveraged investments that attempt to amplify the price movement of underlying securities or indices on a daily or other periodic basis, which may be considered aggressive. Such instruments may experience potentially dramatic price changes (losses), imperfect amplification and imperfect correlations between the price of the investment and the underlying security or index which will increase the volatility of the Fund and may involve a small investment of cash relative to the magnitude of the risk assumed. The use of leverage instruments may currently expose the Fund to additional risks that it would not be subject to if it invested directly in the securities underlying those derivatives. The use of leveraged instruments may result in larger losses or smaller gains than otherwise would be the case.

Market Risk – Overall investment market risks affect the value of the Fund. Factors such as economic growth and market conditions, interest rate levels, and political events affect the US and international investment markets. Additionally, unexpected local, regional or global events, such as war; acts of terrorism; financial, political or social disruptions; natural, environmental or man-made disasters; the spread of infectious illnesses or other public health issues (such as the global pandemic coronavirus disease 2019 (COVID-19)); and recessions and depressions could have a significant impact on the Fund and its investments and may impair market liquidity. Such events can cause investor fear, which can adversely affect the economies of nations, regions, and the market in general, in ways that cannot necessarily be foreseen.

Risks of Investing in Other Investment Companies (including ETFs) – Investments in the securities of other investment companies, including ETFs, may involve duplication of advisory fees and certain other expenses. By investing in another investment company or ETF, the Fund becomes a shareholder thereof. As a result, Fund shareholders indirectly bear the Fund's proportionate share of the fees and expenses paid by shareholders of the other investment companies or ETFs, in addition to the fees and expenses Fund shareholders indirectly bear in connection with the Fund's own operations. If the other investment companies or ETFs fail to achieve their investment objectives, the value of the Fund's investment will decline, adversely affecting the Fund's performance.

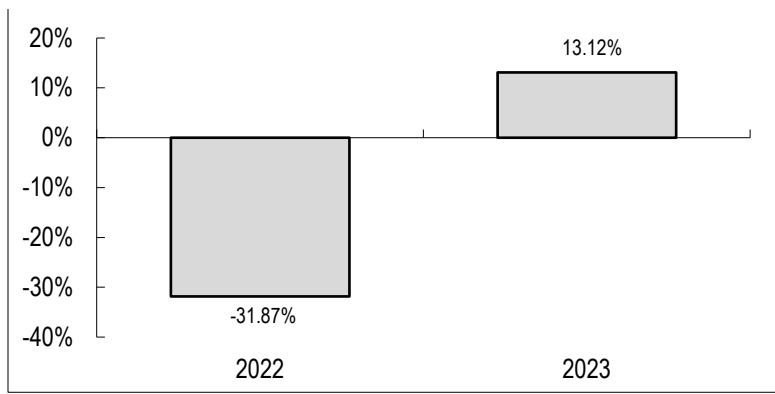
Leveraged ETFs Risk. Leveraged ETFs will amplify gains and losses. Most leveraged ETFs “reset” daily. Due to the effect of compounding, their performance over longer periods of time can differ significantly from the performance of their underlying index or benchmark during the same period of time. In addition, closed-end investment company and ETF shares may potentially trade at a discount or a premium and are subject to brokerage and other trading costs, which could result in greater expenses to the Fund. Finally, because the value of other investment company or ETF shares depends on the demand in the market, the Subadviser may not be able to liquidate the Fund’s holdings in those shares at the most optimal time, adversely affecting the Fund’s performance.

Shorting (Inverse) Risk – Short (inverse) positions are designed to profit from a decline in the price of particular securities, investments in securities or indices. The Fund will lose value if and when the instrument’s price rises – a result that is the opposite from traditional mutual funds. The Fund may also utilize inverse mutual funds and ETFs. These instruments seek to increase in value when their underlying securities or indices decline. Like leveraged investments, inverse positions may be considered aggressive. Inverse positions may also be leveraged. Such instruments may experience imperfect negative correlation between the price of the investment and the underlying security or index. The use of inverse instruments may expose the Fund to additional risks that it would not be subject to if it invested only in “long” positions.

Small- and Mid-Capitalization Companies Risk – Investing in the securities of small-capitalization and mid-capitalization companies involves greater risks and the possibility of greater price volatility than investing in larger capitalization and more-established companies. Investments in mid-cap companies involve less risk than investing in small-cap companies. Smaller companies may have limited operating history, product lines, and financial resources, and the securities of these companies may lack sufficient market liquidity. Mid-cap companies often have narrower markets and more limited managerial and financial resources than larger, more established companies.

Performance: The bar chart and performance table below show the variability of the Fund’s returns, which is some indication of the risks of investing in the Fund. The bar chart shows the performance of the Fund’s Investor Class shares for each full calendar year since the Fund’s Investor Class Shares inception. The Adviser Class Shares of the Fund have not commenced operations. The performance table compares the performance of the Fund’s Investor Class shares over time to the performance of a broad-based market index. You should be aware that the Fund’s past performance (before and after taxes) may not be an indication of how the Fund will perform in the future. Advisor Class shares have similar annual returns to Investor Class shares because the classes are invested in the same portfolio of securities, however, the returns for Advisor Class shares are lower than Investor Class shares because Advisor Class shares have higher expenses. Shareholder reports containing financial and performance information for the Fund will be mailed to shareholders semi-annually. Updated performance information is available at no cost by calling toll-free 1-855-64-QUANT (1-855-647-8268).

**Quantified Rising Dividend Tactical Fund
Investor Class Performance Bar Chart
For Calendar Year Ended December 31**



Best Quarter	14.52%	December 31, 2023
Worst Quarter	(17.89)%	June 30, 2022

The Fund’s Investor Class year-to-date return as of September 30, 2024 was 19.76%.

Performance Table
Average Annual Total Returns
(For periods ended December 31, 2023)

Quantified Rising Dividend Tactical Fund	One Year	Since Inception⁽¹⁾
Investor Class Shares Return before taxes	13.12%	(5.55)%
Investor Class Shares Return after taxes on distributions ⁽²⁾	12.94%	(5.98)%
Investor Class Shares Return after taxes on distributions and sale of Fund shares ⁽²⁾	7.88%	(4.31)%
S&P 500 Total Return Index ⁽³⁾ <i>(reflects no deduction for fees, expenses or taxes)</i>	26.29%	7.71%

- (1) The Fund's Investor Class Shares commenced operations on April 14, 2021. The Fund's Advisor Class Shares have not commenced operations.
- (2) After-tax returns are calculated using the historical highest individual federal marginal income tax rates and do not reflect the impact of state and local taxes. Actual after-tax returns depend on an investor's tax situation and may differ from those shown, and after-tax returns shown are not relevant to investors who hold their Fund shares through tax-deferred arrangements, such as 401(k) plans or individual retirement accounts.
- (3) The S&P 500 Total Return Index is an unmanaged composite of 500 large capitalization companies and includes the reinvestment of dividends. The Index is widely used by professional investors as a performance benchmark for large-cap stocks. Investors cannot invest directly in an index; unlike the Fund's returns, the index does not reflect any fees or expenses.

Investment Adviser: Advisors Preferred, LLC.

Subadviser: Flexible Plan Investments, Ltd.

Subadviser Portfolio Managers: Jerry C. Wagner, President of the Subadviser has served the Fund as a portfolio manager since it commenced operations in 2021. Timothy Hanna, CFA, CFIP, Senior Portfolio Manager of the Subadviser has served the Fund as a portfolio manager since it commenced operations in 2021. Daniel Poppe, CFA, Senior Research Analyst of the Subadviser has served the Fund as a portfolio manager since April 2024.

Purchase and Sale of Fund Shares: You may purchase and redeem shares of the Fund on any day that the New York Stock Exchange is open for trading. You may purchase or redeem Fund shares by written request via mail (Quantified Rising Dividend Tactical Fund, c/o Ultimus Fund Solutions, LLC, P.O. Box 541150, Omaha, Nebraska 68154), by wire transfer, by telephone toll-free at 1-855-64-QUANT (1-855-647-8268), or through a financial intermediary. Purchases and redemptions by telephone are only permitted if you previously established these options on your account. The Fund accepts investments in the following minimum amounts:

Class	Account Type	Minimum Initial Investment	Minimum Subsequent Investment
Investor	Regular Account	\$10,000	\$1,000
Investor	Retirement Account	\$10,000	\$0
Advisor	Regular Account	\$10,000	\$1,000
Advisor	Retirement Account	\$10,000	\$0

The Fund, Adviser or Subadviser may waive any investment minimum.

Tax Information: Dividends and capital gain distributions you receive from the Fund, whether you reinvest your distributions in additional Fund shares or receive them in cash, are taxable to you at either ordinary income or capital gains tax rates unless you are investing through a tax-deferred plan such as an IRA or 401(k) plan. However, these dividend and capital gain distributions may be taxable upon their eventual withdrawal from tax-deferred plans.

Payments to Broker-Dealers and Other Financial Intermediaries: If you purchase the Fund through a broker-dealer or other financial intermediary (such as a bank), the Fund and its related companies may pay the intermediary for the sale of Fund shares and related services. These payments may create a conflict of interest by influencing the broker-dealer or other intermediary and your salesperson to recommend the Fund over another investment. Ask your salesperson or visit your financial intermediary's website for more information.

QUANTIFIED GLOBAL FUND

Investment Objective: The Quantified Global Fund (the “Fund”) seeks total return.

Fees and Expenses of the Fund: This table describes the fees and expenses that you may pay if you buy, hold, and sell shares of the Fund. You may pay other fees, such as brokerage commissions and other fees to financial intermediaries, which are not reflected in the table and Examples below.

Annual Fund Operating Expenses (expenses that you pay each year as a percentage of the value of your investment)	Investor Class	Advisor Class
Management Fees	1.00%	1.00%
Distribution and/or Service (12b-1) Fees	0.25%	1.00%
Other Expenses ⁽¹⁾	0.59% ⁽²⁾	0.44%
Acquired Fund Fees and Expenses ⁽³⁾	0.04%	0.04%
Total Annual Fund Operating Expenses	1.88%	2.48%

(1) Other Expenses are estimated for the current fiscal year.

(2) Includes shareholder service expenses of 0.15% that may include sub-transfer agent and sub-custodian fees.

(3) Acquired Fund Fees and Expenses are indirect costs of investing in other investment companies. The operating expenses in this fee table will not correlate to the expense ratio in the Fund’s financial highlights, because the financial statements include only the direct operating expenses incurred by the Fund and does not include the indirect costs of investing in other investment companies.

Example: This Example is intended to help you compare the cost of investing in the Fund with the cost of investing in other mutual funds.

The Example assumes that you invest \$10,000 in the Fund for the time periods indicated and then redeem all of your shares at the end of those periods. The Example also assumes that your investment has a 5% return each year and that the Fund’s operating expenses remain the same. Although your actual costs may be higher or lower, based upon these assumptions your costs would be:

Class	1 Year	3 Years	5 Years	10 Years
Investor	\$180	\$580	\$1,006	\$2,192
Advisor	\$240	\$762	\$1,311	\$2,808

Portfolio Turnover: The Fund pays transaction costs, such as commissions, when it buys and sells securities (or “turns over” its portfolio). A higher portfolio turnover may indicate higher transaction costs and may result in higher taxes when Fund shares are held in a taxable account. For the period from November 29, 2023 (commencement of operations through June 30, 2024, the Fund’s portfolio turnover rate was 524% of the average value of its portfolio.

Principal Investment Strategies: The Fund’s investment adviser, Advisors Preferred LLC (the “Adviser”), delegates execution of the Fund’s investment strategy to the subadviser, Flexible Plan Investments, Ltd. (“FPI” or the “Sub-Adviser”). The Sub-Adviser selects investments for the Fund and provides trade placement for fixed income instruments, including cash equivalents. The Adviser provides trade placement for non-fixed income instruments.

Under normal circumstances, the Fund invests at least 40% of its assets in securities of foreign issuers from at least three foreign countries. The Fund typically invests in foreign issuers through American Depositary Receipts (“ADRs”), futures contracts, and exchange-traded funds (“ETFs”) that primarily invest in foreign issuers. The Fund defines a foreign issuer as one organized or having its principal place of business outside the U.S.; or doing a majority of its business outside the U.S., as measured by assets, revenue or profits. Investments in ETFs, futures contracts, and exchange traded notes (“ETNs”) based on non-U.S. market indices are considered investments outside the U.S. for purposes of the 40% requirement noted above. The Fund invests without restriction as to issuer capitalization, country, currency, or the credit quality or maturity of debt securities. Debt securities rated below investment grade are commonly referred to as “junk bonds.”

In managing the Fund’s assets, the Sub-Adviser employs a dynamic, tactical strategy. The Sub-Adviser anticipates investing primarily in equities during periods when it believes the equity investments will have strong performance, while investing in debt when it believes equities will suffer. The Sub-Adviser analyzes the overall investment opportunities of various country, region and sector investments to determine how to position the Fund’s portfolio. The Sub-Adviser evaluates opportunities using its proprietary algorithms.

The Sub-Adviser's proprietary algorithms consider a wide array of factors to rank asset classes and adjust the position size of securities and other investment vehicles to generate a portfolio allocation. The ranking factors for each asset class can include:

1. Price momentum (or relative strength),
2. Volatility (or risk),
3. Correlation with other assets classes,
4. Likelihood that the asset class's positive trend will continue,
5. Price and volume patterns, and
6. Fundamentals, comparative yields, and currency factors.

The algorithms use daily price data updates, at least quarterly fundamental corporate or economic data, and allocations are updated by the algorithm at least monthly. The Fund is aggressively managed by the Sub-Adviser through frequent changes to asset allocation, which is expected to result in high portfolio turnover substantially over 100%.

In addition, the Sub-Adviser may use tactical allocation methodologies to hedge or leverage the beta exposure to global markets. Beta is a numeric value that measures the fluctuations of a stock to changes in the overall stock market. A beta greater than 1.0 suggests that the stock is more volatile than the broader market, and a beta less than 1.0 indicates a stock with lower volatility. This methodology may result in as much as a 100% hedged position or a 200% beta exposure, in part through futures, leveraged ETFs, and swaps. To hedge the Sub-Adviser uses short-position instruments to offset the expected market risk of the Fund's portfolio. The Sub-Adviser selects swap counterparties it believes to be creditworthy and will close out a swap position if it believes the counterparty is no longer creditworthy. The Fund may also use borrowing to leverage the portfolio and manage cash flows.

During periods that the Sub-Adviser believes present financial uncertainty or distress, the Sub-Adviser allocates all or a portion of Fund assets to inverse equity investments (such as inverse ETFs, short futures positions, or short swap positions), fixed income investments, and/or assets considered safe havens, i.e., cash equivalents. The Sub-Adviser seeks the income aspect of total return from dividends on common stocks and interest from debt instruments, while seeking the capital gains aspect of total return by changing asset allocations among stocks and between stocks and debt, based on expected returns. The Fund is non-diversified, which means it may invest a high percentage of its assets in a limited number of securities.

Principal Investment Risks: An investment in the Fund entails risks. The Fund could lose money, or its performance could trail that of other investment alternatives. Neither the Sub-Adviser nor the Adviser can guarantee that the Fund will achieve its objective. In addition, the Fund presents some risks not traditionally associated with other mutual funds. It is important that investors closely review and understand these risks before making an investment in the Fund. Turbulence in securities and derivative financial markets and reduced liquidity in equity, credit and fixed income markets could negatively affect issuers worldwide, including the Fund. There is the risk that you could lose all or a portion of your money on your investment in the Fund.

Sub-Adviser's Investment Strategy Risk – While the Sub-Adviser seeks to take advantage of investment opportunities for the Fund that will maximize its investment returns, there is no guarantee that such opportunities will ultimately benefit the Fund. The Sub-Adviser will aggressively change the Fund's portfolio in response to market conditions that are unpredictable and may expose the Fund to greater market risk than other mutual funds. There is no assurance that the Sub-Adviser's investment strategy and proprietary algorithms will enable the Fund to achieve its investment objective. The Sub-Adviser's algorithms may lose their predictive accuracy.

Active and Frequent Trading Risk – The Fund may engage in active and frequent trading, leading to increased portfolio turnover, higher transaction costs, and the possibility of increased net realized capital gains, including net short-term capital gains that will be taxable to shareholders as ordinary income when distributed to them. The Sub-Adviser's use of the Fund as an asset allocation tool for its other clients will increase the Fund's portfolio turnover.

Aggressive Investment Techniques Risk – The Fund uses investment techniques, including derivatives, which may be considered aggressive. Risks associated with the use of leveraged ETFs, futures, and swaps include potentially dramatic price changes (losses) in the value of the instruments and imperfect correlations between the price of the contract and the underlying security or index. These instruments may increase the volatility of the Fund and swaps and futures may involve a small investment of cash relative to the magnitude of the risk assumed.

Credit Risk – The Fund could lose money if the issuer or guarantor of a debt security goes bankrupt or is unable or unwilling to make interest payments and/or repay principal. The value of a debt security may decline if there are concerns about an issuer’s ability or willingness to make interest and or principal payments. Changes in an issuer’s financial strength or in an issuer’s or debt security’s credit rating also may affect a security’s value and thus have an impact on Fund performance. The Fund considers swaps and debt instruments as subject to credit risk.

Depository Receipt Risk – The use of ADRs, which are traded on exchanges and represent an ownership in a foreign security, provide an alternative to directly purchasing the underlying foreign securities in their respective national markets and currencies, investments in ADRs continue to be subject to many of the risks associated with investing directly in foreign securities.

Equity Securities Risk – Investments in publicly issued equity securities and securities that provide exposure to equity securities, including common stocks, in general are subject to market risks that may cause their prices to fluctuate over time. Fluctuations in the value of equity securities in which the Fund invests will cause the Net Asset Value (“NAV”) of the Fund to fluctuate. The value of preferred stocks will fluctuate with changes in interest rates. Typically, a rise in interest rates causes a decline in the value of preferred stock. Preferred stocks are also subject to credit risk, which is the possibility that an issuer of preferred stock will fail to make its dividend payments.

Foreign Securities Risk – Investments in foreign securities and securities that provide exposure to foreign securities can involve greater risks than investing in domestic securities. As a result, the Fund’s returns and NAVs may be affected to a large degree by fluctuations in currency exchange rates, political, diplomatic, or economic conditions and regulatory requirements in other countries. The laws and accounting, auditing, and financial reporting standards in foreign countries typically are not as strict as they are in the U.S., and there may be less public information available about foreign companies.

Emerging Market Risk – These risks are more pronounced in emerging market countries, which are generally those with per capita income less than half that of the U.S. Emerging market countries may have different regulatory, accounting, auditing, and financial reporting and record keeping standards and may have material limitations on Public Company Accounting Oversight Board (“PCAOB”) inspection, investigation, and enforcement.

Futures Contracts Risk – There may be an imperfect correlation between the changes in market value of the securities held by the Fund and the prices of futures contracts. There may not be a liquid secondary market for the futures contracts. Futures may be an imperfect substitute for a security or index. Foreign futures markets may offer fewer investor protections than domestic futures.

Holding Cash Risk – The Fund may hold cash positions when the market is not producing returns greater than the short-term cash investments in which the Fund may invest. There is a risk that the sections of the market in which the Fund invests will begin to rise or fall rapidly and the Fund will not be able to sell stocks quickly enough to avoid losses or reinvest its cash positions into areas of the advancing market quickly enough to capture the initial returns of changing market conditions.

Interest Rate Risk – The value of the Fund’s investment in fixed income securities will fall when interest rates rise. The effect of increased interest rates is more pronounced for any intermediate-term or longer-term fixed income obligations owned by the Fund. Current conditions may result in a rise in interest rates, which in turn may result in a decline in the value of the fixed income investments held by the Fund. As a result, for the present, interest rate risk may be heightened.

Inverse Risk – Inverse positions are designed to profit from a decline in the price of particular securities or indices. The Fund will lose value if and when the instrument’s price rises – a result that is the opposite from traditional investments. Like leveraged investments, inverse positions may be considered aggressive. Inverse positions may also be leveraged. The use of inverse instruments may expose the Fund to additional risks that it would not be subject to if it invested only in “long” positions.

Leverage Risk – The Fund may use leveraged investments that attempt to amplify the price movement of underlying securities or indices on a daily or other periodic basis, which may be considered aggressive. Such instruments may experience potentially dramatic price changes (losses), imperfect amplification and imperfect correlations between the price of the investment and the underlying security or index which will increase the volatility of the Fund and may involve a small investment of cash relative to the magnitude of the risk assumed. The use of leverage instruments may currently expose the Fund to additional risks that it would not be subject to if it invested directly in the securities underlying those derivatives. The use of leveraged instruments may result in larger losses or smaller gains than otherwise would be the case.

Limited History of Operations Risk – The Fund that has a limited history of operations for investors to evaluate. The Fund may fail to attract sufficient assets to operate efficiently.

Lower-Quality Debt Securities Risk – The Fund may invest a significant portion of its assets in securities rated below investment grade or “junk bonds.” Junk bonds may be sensitive to economic changes, political changes, or adverse developments specific to a company. These securities are considered speculative and generally involve greater risk of default or price changes than other types of fixed-income securities and the Fund’s performance may vary significantly as a result.

Market Risk – Overall investment market risks affect the value of the Fund. Factors such as economic growth and market conditions, interest rate levels, and political events affect the US and international investment markets. Additionally, unexpected local, regional, or global events, such as war; acts of terrorism; financial, political, or social disruptions; natural, environmental, or man-made disasters; the spread of infectious illnesses or other public health issues (such as the global pandemic coronavirus disease 2019 (COVID-19)); and recessions and depressions could have a significant impact on the Fund and its investments and may impair market liquidity. Such events can cause investor fear, which can adversely affect the economies of nations, regions, and the market in general, in ways that cannot necessarily be foreseen.

Non-Diversification Risk – As a non-diversified fund, the Fund may invest more than 5% of its total assets in the securities of one or more issuers. The Fund also invests in ETFs that are non-diversified. The Fund’s performance may be more sensitive to any single economic, business, political or regulatory occurrence than the value of shares of a diversified investment company.

Risks of Investing in Other Investment Companies (including ETFs) – Investments in the securities of other investment companies, including ETFs, may involve duplication of advisory fees and certain other expenses. Fund shareholders indirectly bear the Fund’s proportionate share of the fees and expenses paid by shareholders of the other investment companies, in addition to the fees and expenses Fund shareholders indirectly bear in connection with the Fund’s own operations. If the other investment companies fail to achieve their investment objectives, the value of the Fund’s investment will decline, adversely affecting the Fund’s performance. Leveraged ETFs will amplify gains and losses. Most leveraged ETFs “reset” daily. Due to the effect of compounding, their performance over longer periods of time can differ significantly from the performance of their underlying index or benchmark during the same period of time. In addition, closed-end investment company and ETF shares may potentially trade at a discount or a premium and are subject to brokerage and other trading costs, which could result in greater expenses to the Fund. Because the value of other investment companies or ETF shares depends on the demand in the market, the Adviser may not be able to liquidate the Fund’s holdings in those shares at the most optimal time, adversely affecting the Fund’s performance.

Small- and Mid-Capitalization Companies Risk – Investing in the securities of small-capitalization and mid-capitalization companies involves greater risks and the possibility of greater price volatility than investing in larger capitalization and more-established companies. Investments in mid-cap companies involve less risk than investing in small-cap companies. Both types of companies may have limited operating history, product lines, managerial and financial resources, and the securities of these companies may lack sufficient market liquidity. These risks are more pronounced in small-cap companies.

Swap Agreements Risk – The use of swap agreements involves risks that are different from those associated with ordinary portfolio securities transactions. For example, the Fund bears the risk of loss of the amount expected to be received under a swap agreement in the event of the default or bankruptcy of a swap agreement counterparty. Swap agreements also may be considered to be illiquid. In addition, the Fund may enter into swap agreements that involve a limited number of counterparties, which may increase the Fund’s exposure to counterparty credit risk. The Fund does not specifically limit its counterparty risk with respect to any single counterparty. Further, there is a risk that no suitable counterparties are willing to enter into, or continue to enter into, transactions with the Fund and, as a result, the Fund may not be able to achieve its investment objective.

Turnover Risk – A higher portfolio turnover may result in higher transactional and brokerage costs. The Sub-Adviser’s use of the Fund as an asset allocation tool for its other clients will increase the Fund’s portfolio turnover. The Fund’s turnover rate is expected to be substantially above 100% annually.

Performance: Because the Fund has less than a full calendar year of investment operations, no performance information is presented for the Fund at this time. In the future, performance information will be presented in this section of the Prospectus. Also, shareholder reports containing financial and performance information will be mailed or made available to shareholders semi-annually. Updated performance information and daily net asset value per share (NAV) is available at no cost by calling toll-free 1-855-64-QUANT (1-855-647-8268).

Investment Adviser: Advisors Preferred, LLC (the “Adviser”)

Sub-Adviser: Flexible Plan Investments, Ltd. (the “Sub-Adviser”)

Sub-Adviser Portfolio Managers: Jerry C. Wagner, President of the Sub-Adviser, has served the Fund as a portfolio manager since it commenced operations in 2023. Timothy Hanna, CFA, CFIP, Senior Portfolio Manager of the Sub-Adviser has served the Fund as a portfolio manager since it commenced operations in 2023. Daniel Poppe, CFA, Senior Research Analyst of the Sub-Adviser has served the Fund as a portfolio manager since April 2024.

Purchase and Sale of Fund Shares: The investment minimums for the Fund are:

Class	Initial Investment		Subsequent Investment	
	Regular Account	Retirement Account	Regular Account	Retirement Account
Investor	\$10,000	\$10,000	\$1,000	\$0
Advisor	\$10,000	\$10,000	\$1,000	\$0

The Fund, Adviser or Sub-Adviser may waive any investment minimum. You may purchase and redeem shares of the Fund on any day that the New York Stock Exchange (“NYSE”) is open. Redemption requests may be made in writing, by telephone, or through a financial intermediary and will be paid by ACH, check, or wire transfer. Purchase and redemptions requests must be received by the Fund (or an authorized broker or agent, or its authorized designee) before the close of regular trading on the NYSE (normally 4:00 p.m., Eastern Time) to assure ample time to transmit to the Fund prior to NAV pricing.

Tax Information: Dividends and capital gain distributions you receive from the Fund, whether you reinvest your distributions in additional Fund shares or receive them in cash, are taxable to you at either ordinary income or capital gains tax rates unless you are investing through a tax-deferred plan such as an IRA or 401(k) Plan. However, these dividend and capital gain distributions may be taxable upon their eventual withdrawal from tax-deferred plans.

Payments to Broker-Dealers and Other Financial Intermediaries: If you purchase the Fund through a broker-dealer or other financial intermediary (such as a bank), the Fund and its related companies may pay the intermediary for the sale of Fund shares and related services. These payments may create a conflict of interest by influencing the broker-dealer or other intermediary and your salesperson to recommend the Fund over another investment. Ask your salesperson or visit your financial intermediary’s website for more information.

QUANTIFIED ECKHARDT MANAGED FUTURES STRATEGY FUND

Investment Objective: The Quantified Eckhardt Managed Futures Strategy Fund (the “Fund”) seeks total return.

Fees and Expenses of the Fund: This table describes the fees and expenses that you may pay if you buy, hold, and sell shares of the Fund. You may pay other fees, such as brokerage commissions and other fees to financial intermediaries, which are not reflected in the table and Examples below.

Annual Fund Operating Expenses (expenses that you pay each year as a percentage of the value of your investment)	Advisor Class	Investor Class
Management Fees	1.00%	1.00%
Distribution and/or Service (12b-1) Fees	1.00%	0.25%
Other Expenses ⁽¹⁾	0.16%	0.31% ⁽²⁾
Acquired Fund Fees and Expenses ⁽³⁾	0.09%	0.09%
Total Annual Fund Operating Expenses	2.25%	1.65%

(1) Other Expenses are estimated for the current fiscal year.

(2) Includes shareholder service expenses of 0.15% that may include sub-transfer agent and sub-custodian fees.

(3) Acquired Fund Fees and Expenses are indirect costs of investing in other investment companies. The operating expenses in this fee table will not correlate to the expense ratio in the Fund’s financial highlights, because the financial statements include only the direct operating expenses incurred by the Fund and does not include the indirect costs of investing in other investment companies. Acquired Fund Fees and Expenses are estimated for the current fiscal year.

Example: This Example is intended to help you compare the cost of investing in the Fund with the cost of investing in other mutual funds.

The Example assumes that you invest \$10,000 in the Fund for the time periods indicated and then redeem all of your shares at the end of those periods. The Example also assumes that your investment has a 5% return each year and that the Fund’s operating expenses remain the same. Although your actual costs may be higher or lower, based upon these assumptions your costs would be:

Class	1 Year	3 Years
Investor	\$168	\$520
Advisor	\$228	\$703

Portfolio Turnover: The Fund pays transaction costs, such as commissions, when it buys and sells securities (or “turns over” its portfolio). A higher portfolio turnover may indicate higher transaction costs and may result in higher taxes when Fund shares are held in a taxable account. These costs, which are not reflected in annual fund operating expenses or in the Example, affect the Fund’s performance.

Principal Investment Strategies: The Fund’s investment adviser, Advisors Preferred LLC (the “Adviser”), delegates execution of the Fund’s investment strategy to the subadviser, Flexible Plan Investments, Ltd. (“FPI” or the “Sub-Adviser”). The Sub-Adviser selects investments for the Fund and provides trade placement for fixed income instruments, including cash equivalents. The Adviser provides trade placement for non-fixed income instruments.

The Sub-Adviser seeks to achieve the Fund’s investment objective by allocating its assets using two principal strategies:

- “Managed Futures” Strategy
- “Fixed Income” Strategy

The **Managed Futures Strategy** is designed to produce capital appreciation by capturing returns related to price trends in the commodity futures markets and financial futures markets by investing primarily in securities of commodity pools that employ trend-based strategies. A commodity pool is an investment vehicle where investors combine their money to have a manager trade in futures contracts. The Sub-Adviser selects commodity pools without restriction as to the country, currency or futures instruments held by a commodity pool; and considers expenses, past performance and management tenure when selecting commodity pools. The Sub-Adviser anticipates allocating Managed Futures Strategy assets primarily to commodity pools that are sponsored by the Eckhardt Trading Company. Eckhardt Trading Company is independent of the Fund, the Adviser and Sub-Adviser. The commodity pools’ investments are drawn from over 60 exchange-traded futures contracts and consists of exposure to three sectors: (1) commodities (agriculture, energy, and metals), (2) financials (debt and equity), and (3) currencies.

Certain key constituents of the futures market that are expected to be used by the commodity pools are as follows.

Energy	Livestock	Grains	Softs	Metals	Financials	Currencies
Natural Gas Crude Oil	Cattle Hogs	Soybeans Wheat Corn	Coffee Cocoa Sugar	Gold Silver Copper	US Treasury S&P 500 Index	Australian Dollar British Pound Euro

The components may be positioned either long or short based on their short-term and medium-term price trends or such other indicators used by the futures manager of the respective commodity pool.

The **Fixed Income Strategy** focuses on generating income and providing liquidity by selecting debt instruments, exchange-traded funds (“ETFs”), mutual funds, debt futures-focused commodity pools that each invest primarily in debt instruments and debt futures; as well as by selecting debt futures and total return swap contracts on debt instruments including ETFs and mutual funds that invest primarily in debt instruments. The Fund invests in ETFs, mutual funds, and debt futures-focused commodity pools that are not affiliated with the Adviser or Sub-Adviser. The Fund uses futures contracts, swaps, and debt futures-focused commodity pools as substitutes for debt instruments, when the Sub-Adviser determines they are more economically efficient. The underlying income-producing securities in which the Fund invests primarily include: (i) U.S. government securities, (ii) corporate debt obligations (including convertible bonds, (iii) foreign debt securities (including emerging markets), (iv) asset-backed securities (“ABS”), and (v) mortgage-backed securities (“MBS”). The Fund invests without any restriction on maturity or credit quality, including in high-yield debt (commonly known as “junk bonds”). The Fund may gain long or short exposure to debt instruments by using inverse and/or leveraged ETFs and mutual funds, debt futures-focused commodity pools, and swaps; regardless of whether they generate income. Short (inverse) positions are designed to profit from a decline in the price of particular securities, investments in securities or indices. The Fund employs inverse and short positions for hedging purposes or to capture returns in down markets.

The Sub-Adviser seeks interest income from debt instruments. Additionally, the Sub-Adviser seeks capital gains by changing asset allocations between debt sectors as well as by utilizing short position exposure. The Sub-Adviser uses a tactical management strategy that factors in inherent leverage in investment instruments and this tactical approach typically results in high portfolio turnover. Tactical investing requires making frequent adjustments to the asset allocation based on market conditions and opportunities. The Sub-Adviser monitors allocations frequently and may trade daily. The Sub-Adviser anticipates that, based upon its analysis of long-term historical returns and volatility of various asset classes, the Fund will allocate approximately 25% of its assets to the Managed Futures Strategy and approximately 75% of its assets to the Fixed Income Strategy. As a non-diversified fund, the Fund may invest more than 5% of its total assets in the securities of one or more issuers.

The Fund invests up to 25% of its total assets in a wholly owned and controlled subsidiary (the “Subsidiary”). The Subsidiary is expected to provide the Fund with indirect exposure to certain futures contracts within the limitations of the federal tax requirements of Subchapter M of the Internal Revenue Code of 1986, as amended (the “Code”). The Subsidiary will invest primarily in commodity pools. The Subsidiary, when viewed from a consolidated basis, is subject to the same investment restrictions as the Fund.

Principal Investment Risks: An investment in the Fund entails risks. The Fund could lose money, or its performance could trail that of other investment alternatives. Neither the Sub-Adviser nor the Adviser can guarantee that the Fund will achieve its objective. In addition, the Fund presents some risks not traditionally associated with other mutual funds. It is important that investors closely review and understand these risks before making an investment in the Fund. Turbulence in securities and derivative financial markets and reduced liquidity in equity, credit and fixed income markets could negatively affect issuers worldwide, including the Fund. There is the risk that you could lose all or a portion of your money on your investment in the Fund. The following risks apply to the Fund directly or indirectly through its investments in other funds or pooled investment vehicles.

Sub-Adviser’s Investment Strategy Risk – While the Sub-Adviser seeks to take advantage of investment opportunities for the Fund that will maximize its investment returns, there is no guarantee that such opportunities will ultimately benefit the Fund. The Sub-Adviser will aggressively change the Fund’s portfolio in response to market conditions that are unpredictable and may expose the Fund to greater market risk than other mutual funds. There is no assurance that the Sub-Adviser’s investment strategy will enable the Fund to achieve its investment objective.

Active and Frequent Trading Risk – The Fund may engage in active and frequent trading, leading to increased portfolio turnover, higher transaction costs, and the possibility of increased net realized capital gains, including net short-term capital gains that will be taxable to shareholders as ordinary income when distributed to them. The Sub-Adviser’s use of the Fund as an asset allocation tool for its other clients will increase the Fund’s portfolio turnover. The Sub-Adviser may buy and sell shares of the Fund for its other clients, which will require the Fund to increase and decrease its portfolio holdings, respectively.

Aggressive Investment Techniques Risk – The Fund uses investment techniques, including derivatives, which may be considered aggressive. Risks associated with the use of leveraged ETFs, futures, and swaps include potentially dramatic price changes (losses) in the value of the instruments and imperfect correlations between the price of the contract and the underlying security or index. These instruments may increase the volatility of the Fund and swaps and futures may involve a small investment of cash relative to the magnitude of the risk assumed.

Asset-Backed Securities Risk – Payment of interest and repayment of principal may be impacted by the cash flows generated by the assets backing these securities. The value of the Fund's asset-backed securities also may be affected by changes in interest rates, the availability of information concerning the interests in and structure of the pools of purchase contracts, financing leases or sales agreements that are represented by these securities, the creditworthiness of the servicing agent for the pool, the originator of the loans or receivables, or the entities that provide any supporting letters of credit, surety bonds, or other credit enhancements.

Commodity Risk – Investments in commodity-related instruments may be subject to greater volatility than investments in companies involved in more traditional businesses. The value of commodity-related instruments may be affected by overall market movements and other factors affecting the value of a particular industry or commodity, such as weather, disease, embargoes, or political and regulatory developments.

Convertible Bond Risk – Convertible bonds are hybrid securities that have characteristics of both bonds and common stocks and are subject to fixed income security risks and conversion value-related equity risk.

Counterparty Risk – The Fund may invest in financial instruments involving counterparties for the purpose of attempting to gain exposure to a particular group of securities or asset class without actually purchasing those securities or investments, or to hedge a position. The Fund does not specifically limit its counterparty risk with respect to any single counterparty. Further, there is a risk that no suitable counterparties are willing to enter into, or continue to enter into, transactions with the Fund and, as a result, the Fund may not be able to achieve its investment objective.

Credit Risk – The Fund could lose money if the issuer or guarantor of a debt security goes bankrupt or is unable or unwilling to make interest payments and/or repay principal. The value of a debt security may decline if there are concerns about an issuer's ability or willingness to make interest and or principal payments. Changes in an issuer's financial strength or in an issuer's or debt security's credit rating also may affect a security's value and thus have an impact on Fund performance. The Fund considers swaps and debt instruments as subject to credit risk.

Derivatives Risk Generally – The Fund uses investment techniques, including investments in derivatives such as futures contracts and swaps, which may be considered aggressive. Investments in such derivatives are subject to market risks that may cause their prices to fluctuate over time and may increase the volatility of the Fund. The use of derivatives may expose the Fund to additional risks that it would not be subject to if it invested directly in the securities underlying those derivatives, such as counterparty risk and the risk that the derivatives may become illiquid. The use of derivatives may result in larger losses or smaller gains than otherwise would be the case. In addition, the Fund's investments in derivatives are currently subject to the following risks:

Futures Contracts Risk. There may be an imperfect correlation between the changes in the market value of the securities held by the Fund and the prices of futures contracts. There may not be a liquid market for the futures contracts.

Hedging Risk. If the Fund uses a hedging instrument at the wrong time or judges the market conditions incorrectly, the hedge might be unsuccessful, reduce the Fund's investment return, or create a loss.

Swap Agreements Risk. Interest rate swaps are subject to interest rate and credit risk. Total return swaps are subject to counterparty risk, which relate to the credit risk of the counterparty and liquidity risk of the swaps themselves.

Equity Securities Risk – Investments in equity securities and securities that provide exposure to equity securities, including indexes, in general are subject to market risks that may cause their prices to fluctuate over time. Fluctuations in the value of equity securities or indexes in which the Fund invests will cause the Net Asset Value ("NAV") of the Fund to fluctuate.

Foreign Securities Risk – Investments in foreign securities and securities that provide exposure to foreign securities can involve greater risks than investing in domestic securities. As a result, the Fund's returns and NAVs may be affected to a large degree by fluctuations in currency exchange rates, political, diplomatic, or economic conditions and regulatory requirements in other countries. The laws and accounting, auditing, and financial reporting standards in foreign countries typically are not as strict as they are in the U.S., and there may be less public information available about foreign companies.

Emerging Market Risk – These risks are more pronounced in emerging market countries, which are generally those with per capita income less than half that of the U.S. Emerging market countries may have different regulatory, accounting, auditing, and financial reporting and record keeping standards and may have material limitations on Public Company Accounting Oversight Board (“PCAOB”) inspection, investigation, and enforcement.

Futures Risk – Futures are subject to inherent leverage that magnifies Fund losses. Futures may not provide an effective substitute for their reference asset or index because changes in futures prices may not track those of the underlying reference asset or index.

Currency Futures Risk: Foreign currency contracts subject the Fund to currency trading risks that include market risk and country risk. Market risk results from adverse changes in exchange rates. Country risk arises because a government may interfere with transactions in its currency.

Debt Futures Risk: Typically, a rise in interest rates causes a decline in the value of debt futures. Current conditions may result in a rise in interest rates, which in turn may result in a decline in the value of the debt futures held by the Fund.

Equity Futures Risk: Equity futures are subject to general market risks and may not track the equity indices for which they are intended to serve as substitutes.

Energy Futures Risk: Energy prices may be adversely affected by fluctuating commodity prices, weather, increased conservation or use of alternative fuel sources, increased governmental or environmental regulation, depletion, rising interest rates, declines in domestic or foreign production, accidents or catastrophic events, and economic conditions.

Metals Futures Risk: Precious and industrial metals prices may be susceptible to financial, economic, political or market events, as well as government regulation, impacting the production costs of these metals. Precious metal prices may become volatile when they serve as a substitute for currencies.

Agriculture Commodity Futures Risk: Investing in the commodities markets through futures may subject the Fund to greater volatility than investments in traditional securities. Commodity prices may be influenced by unfavorable weather, animal and plant disease, geologic and environmental factors as well as changes in government regulation such as tariffs, embargoes or burdensome production rules and restrictions.

Interest Rate Risk – The value of the Fund’s investment in fixed income securities will fall when interest rates rise. The effect of increased interest rates is more pronounced for any intermediate-term or longer-term fixed income obligations owned by the Fund. Current conditions may result in a rise in interest rates, which in turn may result in a decline in the value of the fixed income investments held by the Fund. As a result, for the present, interest rate risk may be heightened.

Leverage Risk – The Fund may use leveraged investments that attempt to amplify the price movement of underlying securities or indices on a daily or other periodic basis, which may be considered aggressive. Such instruments may experience potentially dramatic price changes (losses), imperfect amplification and imperfect correlations between the price of the investment and the underlying security or index which will increase the volatility of the Fund and may involve a small investment of cash relative to the magnitude of the risk assumed. The use of leverage instruments may currently expose the Fund to additional risks that it would not be subject to if it invested directly in the securities underlying those derivatives. The use of leveraged instruments may result in larger losses or smaller gains than otherwise would be the case.

Limited History of Operations Risk – The Fund has a limited history of operations for investors to evaluate. The Fund may fail to attract sufficient assets to operate efficiently.

Lower-Quality Debt Securities Risk – The Fund may invest a significant portion of its assets in securities rated below investment grade or “junk bonds.” Junk bonds may be sensitive to economic changes, political changes, or adverse developments specific to a company. These securities are considered speculative and generally involve greater risk of default or price changes than other types of fixed-income securities and the Fund’s performance may vary significantly as a result.

Market Risk – Overall investment market risks affect the value of the Fund. Factors such as economic growth and market conditions, interest rate levels, and political events affect the US and international investment markets. Additionally, unexpected local, regional, or global events, such as war; acts of terrorism; financial, political, or social disruptions; natural, environmental, or man-made disasters; the spread of infectious illnesses or other public health issues (such as the global pandemic coronavirus disease 2019 (COVID-19)); and recessions and depressions could have a significant impact on the Fund and its investments and may impair market liquidity. Such events can cause investor fear, which can adversely affect the economies of nations, regions, and the market in general, in ways that cannot necessarily be foreseen.

Non-Diversification Risk – As a non-diversified fund, the Fund may invest more than 5% of its total assets in the securities of one or more issuers. The Fund may also invest in ETFs that are non-diversified. The Fund's performance may be more sensitive to any single economic, business, political or regulatory occurrence than the value of shares of a diversified investment company.

Prepayment Risk and Mortgage-Backed Securities Risk – Many types of debt securities, including mortgage securities, are subject to prepayment risk. Prepayment occurs when the issuer of a security can repay principal prior to the security's maturity. Securities subject to prepayment can offer less potential for gains during a declining interest rate environment and similar or greater potential for loss in a rising interest rate environment. In addition, the potential impact of prepayment features on the price of a debt security can be difficult to predict and result in greater volatility. As a result, the Fund may have to reinvest its assets in mortgage securities or other debt securities that have lower yields.

Risks of Investing in Other Investment Companies and Commodity Pools – Investments in the securities of other investment companies, including ETFs, and commodity pools may involve duplication of advisory fees and certain other expenses. By investing in another investment company or commodity pool, the Fund becomes a shareholder thereof. As a result, Fund shareholders indirectly bear the Fund's proportionate share of the fees and expenses paid by shareholders of the other investment companies or commodity pools, in addition to the fees and expenses Fund shareholders indirectly bear in connection with the Fund's own operations. If the other investment companies or commodity pools fail to achieve their investment objectives, the value of the Fund's investment will decline, adversely affecting the Fund's performance. Leveraged ETFs will amplify gains and losses. Most leveraged ETFs "reset" daily. Due to the effect of compounding, their performance over longer periods of time can differ significantly from the performance of their underlying index or benchmark during the same period of time. In addition, ETF shares potentially may trade at a discount or a premium and are subject to brokerage and other trading costs, which could result in greater expenses to the Fund. Finally, because the value of other investment company or commodity pool shares depends on the demand in the market, the Fund may not be able to liquidate the Fund's holdings in those shares at the most optimal time, adversely affecting the Fund's performance.

Shorting (Inverse) Risk – Short (inverse) positions are designed to profit from a decline in the price of particular securities, investments in securities or indices. The Fund will lose value if and when the instrument's price rises – a result that is the opposite from traditional mutual funds. The Fund may also utilize inverse mutual funds and ETFs. These instruments seek to increase in value when their underlying securities or indices decline. Like leveraged investments, inverse positions may be considered aggressive. Inverse positions may also be leveraged. Such instruments may experience imperfect negative correlation between the price of the investment and the underlying security or index. The use of inverse instruments may expose the Fund to additional risks that it would not be subject to if it invested only in "long" positions.

Swap Agreements Risk – The use of swap agreements involves risks that are different from those associated with ordinary portfolio securities transactions. For example, the Fund bears the risk of loss of the amount expected to be received under a swap agreement in the event of the default or bankruptcy of a swap agreement counterparty. Swap agreements also may be considered to be illiquid. In addition, the Fund may enter into swap agreements that involve a limited number of counterparties, which may increase the Fund's exposure to counterparty credit risk. The Fund does not specifically limit its counterparty risk with respect to any single counterparty. Further, there is a risk that no suitable counterparties are willing to enter into, or continue to enter into, transactions with the Fund and, as a result, the Fund may not be able to achieve its investment objective.

Taxation Risk – By investing in certain instruments indirectly through the Subsidiary, the Fund will obtain exposure to these markets within the Federal tax requirements that apply to the Fund. However, because the Subsidiary is a controlled foreign corporation, any income received from its investments will be through to the Fund as ordinary income, which may be taxed at less favorable rates than capital gains.

Turnover Risk – A higher portfolio turnover may result in higher transactional and brokerage costs. The Sub-Adviser's use of the Fund as an asset allocation tool for its other clients will increase the Fund's portfolio turnover. The Fund's turnover rate is expected to be above 100% annually.

U.S. Government Securities Risk – U.S. Treasury obligations are backed by the "full faith and credit" of the U.S. government and generally have negligible credit risk. However, securities issued or guaranteed by federal agencies or authorities and U.S. government-sponsored instrumentalities or enterprises may or may not be backed by the full faith and credit of the U.S. government. The Fund may be subject to such risk to the extent it invests in securities issued or guaranteed by federal agencies or authorities and U.S. government-sponsored instrumentalities or enterprises.

Wholly Owned Subsidiary Risk – Changes in the laws of the United States and/or the Cayman Islands, under which the Fund and the Subsidiary, respectively, are organized, could result in the inability of the Fund and/or Subsidiary to operate as described in this Prospectus and could negatively affect the Fund and its shareholders. The Subsidiary is not registered under the Investment Company Act of 1940 ("1940 Act"), as amended, and unless otherwise noted in this Prospectus, is not subject to all of the investor protections of the 1940 Act, such as limits on leverage when viewed in isolation from the Fund.

Performance: Because the Fund has less than a full calendar year of investment operations, no performance information is presented for the Fund at this time. In the future, performance information will be presented in this section of the Prospectus. Also, shareholder reports containing financial and performance information will be mailed or made available to shareholders semi-annually. Updated performance information and daily net asset value per share (NAV) is available at no cost by calling toll-free 1-855-64-QUANT (1-855-647-8268).

Investment Adviser: Advisors Preferred, LLC (the “Adviser”)

Sub-Adviser: Flexible Plan Investments, Ltd. (the “Sub-Adviser”)

Sub-Adviser Portfolio Managers: Jerry C. Wagner, President of the Sub-Adviser; Timothy Hanna, CFA, CFIP, Senior Portfolio Manager of the Sub-Adviser; and Daniel Poppe, CFA, Senior Research Analyst of the Sub-Adviser have served the Fund as its portfolio managers since it commenced operations in 2024.

Purchase and Sale of Fund Shares : The investment minimums for the Fund are:

Class	Initial Investment		Subsequent Investment	
	Regular Account	Retirement Account	Regular Account	Retirement Account
Investor	\$10,000	\$10,000	\$1,000	\$0
Advisor	\$10,000	\$10,000	\$1,000	\$0

The Fund, Adviser or Sub-Adviser may waive any investment minimum. You may purchase and redeem shares of the Fund on any day that the New York Stock Exchange (“NYSE”) is open. Redemption requests may be made in writing, by telephone, or through a financial intermediary and will be paid by ACH, check, or wire transfer. Purchase and redemptions requests must be received by the Fund (or an authorized broker or agent, or its authorized designee) before the close of regular trading on the NYSE (normally 4:00 p.m., Eastern Time) to assure ample time to transmit to the Fund prior to NAV pricing.

Tax Information: Dividends and capital gain distributions you receive from the Fund, whether you reinvest your distributions in additional Fund shares or receive them in cash, are taxable to you at either ordinary income or capital gains tax rates unless you are investing through a tax-deferred plan such as an IRA or 401(k) Plan. However, these dividend and capital gain distributions may be taxable upon their eventual withdrawal from tax-deferred plans.

Payments to Broker-Dealers and Other Financial Intermediaries: If you purchase the Fund through a broker-dealer or other financial intermediary (such as a bank), the Fund and its related companies may pay the intermediary for the sale of Fund shares and related services. These payments may create a conflict of interest by influencing the broker-dealer or other intermediary and your salesperson to recommend the Fund over another investment. Ask your salesperson or visit your financial intermediary’s website for more information.

ADDITIONAL INFORMATION ABOUT PRINCIPAL INVESTMENT STRATEGIES AND RELATED RISKS

INVESTMENT OBJECTIVES

Fund	Investment Objective
Quantified Managed Income Fund	The Fund seeks high total return from fixed income investments on an annual basis consistent with a moderate tolerance for risk.
Quantified Market Leaders Fund	The Fund seeks high appreciation on an annual basis consistent with a high tolerance for risk.
Quantified Alternative Investment Fund	The Fund seeks high total return from alternative investment vehicles on an annual basis consistent with a high tolerance for risk.
Quantified STF Fund	The Fund seeks high appreciation on an annual basis consistent with a high tolerance for risk.
Quantified Tactical Fixed Income Fund	The Fund seeks total return.
Quantified Evolution Plus	The Fund seeks capital appreciation.
Quantified Common Ground Fund	The Fund seeks total return.
Quantified Pattern Recognition Fund	The Fund seeks capital appreciation.
Quantified Tactical Sectors Fund	The Fund seeks high appreciation on an annual basis consistent with a high-tolerance for risk.
Quantified Government Income Tactical Fund	The Fund seeks high total return consistent with a moderate tolerance for risk.
Quantified Rising Dividend Tactical Fund	The Fund seeks total return consistent with a moderate tolerance for risk.
Quantified Global Fund	The Fund seeks total return.
Quantified Eckhardt Managed Futures Strategy Fund	The Fund seeks total return.

Each Fund's investment objective is a non-fundamental policy and may be changed without shareholder approval by the Trust's Board of Trustees upon 60 days' written notice to shareholders. The 80% investment policy of the Quantified Tactical Fixed Income Fund, Quantified Government Income Tactical Fund and Quantified Rising Dividend Tactical Fund may be changed without shareholder approval by the Trust's Board of Trustees upon 60 days' written notice to shareholders. The 40% of its assets in securities of foreign issues from at least three foreign countries of the Quantified Global Fund may be changed without shareholder approval by the Trust's Board of Trustees upon 60 days' written notice to shareholders.

PRINCIPAL INVESTMENT STRATEGIES

Quantified Managed Income Fund

The Quantified Managed Income Fund is aggressively managed by the Subadviser. The Fund invests primarily in income-producing securities. The Fund does so indirectly through exchange-traded funds ("ETFs"), other closed-end and open-end investment companies that themselves primarily invest in income-producing securities. The underlying income-producing securities to which the Fund seeks to gain exposure primarily include U.S. government securities, corporate debt obligations, foreign debt securities (including emerging markets), and bonds in the lowest credit rating category, also called "junk bonds," convertible bonds, preferred stocks, common stocks, master limited partnerships ("MLPs"), and real estate investment trusts ("REITs"). The Fund may also invest directly in these types of securities. The underlying income-producing securities in which the Fund seeks to gain exposure include:

- U.S. Treasury bonds and notes;
- U.S. government-sponsored enterprises, such as Fannie Mae[®] and Freddie Mac[®];
- U.S. dollar-denominated corporate obligations;
- Mortgage and asset-backed securities;
- Corporate bonds and notes and asset-backed securities;
- Zero coupon bonds;
- Commercial paper and other money market instruments;

- Fixed-income securities issued by foreign governments and companies that are denominated in U.S. dollars or foreign currencies, some of which may be issued by governments in emerging market countries;
- High-yield (“junk”) bonds;
- Convertible Bonds;
- Preferred stocks;
- Common stocks;
- REITs; and
- MLPs.

The Subadviser analyzes the overall investment opportunities of various fixed-income securities and market sectors to determine how to position the Fund’s portfolio. The Subadviser may position the Fund’s portfolio to seek exposure to a variety of credit categories, which could range from government securities to junk bonds. The Fund is not limited in its exposure to junk bonds, which may include bonds in the lowest credit rating category. In addition, the Fund invests in fixed-income securities without any restriction on maturity. The Subadviser may also invest up to 80% of the Fund’s assets in short positions in fixed-income securities and derivatives.

In managing the Fund’s assets, the Subadviser employs a dynamic asset allocation strategy. The Subadviser analyzes the overall investment opportunities of various fixed-income investments and market sectors to determine how to position the Fund’s portfolio. The Subadviser evaluates and ranks the short-term to intermediate-term performance of each investment and invests in those securities that best fit the percentage allocations deemed beneficial by the Subadviser’s multiple proprietary algorithms.

The Subadviser typically assigns each investment in which it invests a minimum holding period, though an investment’s actual holding period and allocation weighting will depend on its performance ranking. The allocation weightings will likely not be changed for a period longer than the assigned holding period. By establishing holding periods, the Subadviser seeks to maintain longer-term core holdings in the Fund. The Subadviser generally evaluates all investments weekly based on its allocation rankings but may reallocate more or less often to minimize the impact and costs associated with trading. In addition, the Subadviser uses the Fund as an asset allocation tool for its other clients, which may lead to purchases and redemptions of Fund shares. Responding to purchase and redemption related fluctuations in the Fund’s size will result in portfolio turnover not directly related to the preceding investment analysis.

Finally, in making the decision to invest in a security, long or short, the Subadviser may utilize proprietary and third-party analysis models that evaluate interest rate trends and other macroeconomic data, market momentum, price patterns and other technical data or data related to accounting periods, tax events and other calendar-related events.

The Subadviser will also create and rank an investment representing cash and/or cash equivalents (“cash investment”). As part of its principal investment strategy the Subadviser may invest in short-term and ultra-short-term bond ETFs. For temporary defensive purposes, the Subadviser may invest the Fund’s assets in cash or cash equivalents. As a result, up to 100% of the Fund’s assets may be invested in cash or cash equivalents at any given time for temporary defensive purposes. To earn income on available cash, a large portion or all of the assets of the Fund may be invested in high-quality, U.S. dollar-denominated short-term obligations issued or guaranteed by the U.S. government, its agencies or instrumentalities and repurchase agreements that are fully collateralized by such obligations. As a result of investing in cash and cash equivalents, the Fund may not achieve its investment objective.

Quantified Market Leaders Fund

The Fund is aggressively managed by the Subadviser. The Fund will typically invest primarily in equity (common and preferred stocks) or fixed income securities either directly through individual stocks and ADRs securities that trade in the U.S. financial markets representing a security of a non-U.S. company) or indirectly through ETFs and other investment companies. Investments in ETFs and other investment companies, including leveraged and/or inverse ETFs, may provide the Fund exposure to equity, income, sectors, subsectors, domestic, and international positions, including positions relating to companies with small (less than \$2 billion) and/or medium (\$2 to \$5 billion) market capitalization. The Fund may also invest in futures contracts, forward contracts, options, and swap agreements, as well as take short positions with up to 80% of its assets in equity securities, futures contracts, forward contracts, options and swap agreements. The Fund employs an aggressive management strategy that typically results in high portfolio turnover.

The Subadviser defines a market leader as an asset class that has the highest price momentum (such as mid-cap equity compared to all equities). The Subadviser measures asset class price momentum by reference to an ETF that is representative of the asset class. Among representative ETFs, the Subadviser selects those with the highest price momentum, when compared to other ETFs in the asset class. In managing the Fund's assets, the Subadviser employs a dynamic asset allocation strategy. In managing the Fund's assets, the Subadviser employs a dynamic asset allocation strategy. The Subadviser analyzes the overall investment opportunities of various market indexes to determine how to position the Fund's portfolio. The Subadviser evaluates and ranks the short-term total return performance of each market index and usually invests the Fund's assets in the top-performing equity securities within the top-ranked market indexes in accordance with Subadviser and third-party algorithms. The Subadviser may evaluate all indexes and individual equity securities as often as daily based on rankings, but it may reallocate less often in order to minimize the impact and costs associated with trading. The Subadviser's ranking strategy attempts to respond to both the performance of each equity security, as well as the performance of the market indices.

The Subadviser typically assigns each investment in which it invests a minimum holding period, though the actual holding period and allocation weighting will depend on the performance ranking. The allocation weighting will likely not be changed for a period longer than the assigned holding period. By establishing holding periods, the Subadviser seeks to maintain longer-term core holdings in the Fund. In addition, the Subadviser uses the Fund as an asset allocation tool for its other clients, which may lead to purchases and redemptions of Fund shares. Responding to purchase and redemption related fluctuations in the Fund's size will result in portfolio turnover not directly related to the preceding investment analysis.

Finally, in making the decision to invest in a security, long or short, the Subadviser may utilize proprietary and third-party analysis models that evaluate interest rate trends and other macroeconomic data, market momentum, price and volatility patterns and other technical data or data related to accounting periods, tax events and other calendar-related events. The Subadviser also uses these proprietary and third-party analysis models to implement its dynamic asset allocation strategy which, at any time for defensive purposes, may result in a large portion or all of the fund's assets invested, directly or indirectly, in investment grade fixed income securities, cash and/or cash equivalents in order to seek to provide security of principal, current income and liquidity.

Quantified Alternative Investment Fund

The Quantified Alternative Investment Fund is aggressively managed by the Subadviser. The Fund will invest primarily in securities, including dividend-paying equities or interest-bearing fixed income securities, having a low or negative correlation with the S&P 500[®] Index, such as instruments linked to commodities, economic sectors, international issuers, currencies, the cryptocurrency Bitcoin, or those with structures expected to produce a low or negative correlation with the S&P[®] Index (collectively, "alternative securities") or indirectly through securities that invest in or are a derivative of alternative securities. **The Fund does not make direct investments in Bitcoin.** The term "Alternative Investment" in the Fund's name refers to the non-traditional types of equity (other than S&P 500[®] Index highly correlated common stocks) and debt securities in which the Fund may invest and to which the Fund may gain exposure through investments in ETFs, open-end mutual funds and other investment companies. The Fund may also use borrowing to leverage the portfolio and manage cash flows. The Fund may also invest in futures contracts, forward contracts, options, and swaps. The underlying alternative (those having a low or negative expected correlation with the S&P 500[®] Index or non-traditional structure) securities in which the Fund seeks to gain exposure include:

- U.S. Treasury bonds and notes;
- U.S. government-sponsored enterprises, such as Fannie Mae[®] and Freddie Mac[®];
- U.S. dollar-denominated corporate obligations;
- Mortgage and asset-backed securities;
- Corporate bonds and notes and asset-backed securities;
- Zero coupon bonds;
- Commercial paper and other money market instruments;
- Fixed-income securities issued by foreign governments and companies that are denominated in U.S. dollars or foreign currencies, some of which may be issued by governments in emerging market countries;
- Dividend paying stocks; and
- High-yield ("junk") bonds; and
- Commodities
- Bitcoin (indirectly)

In addition, alternative securities include common stocks, ETFs, Unit Investment Trusts (“UITs”) and open-end and closed-end investment companies. Investments in ETFs, UITs and investment companies may include those investing (passively or actively) in equity, income, sectors, domestic, international, currency, inverse and/or leveraged positions and alternative investments, including non-principal positions relating to companies with small (less than \$2 billion) or medium (\$2 to \$5 billion) market capitalization. The Fund may also invest to gain indirect exposure to Bitcoin, through Bitcoin futures contracts and shares of Bitcoin-linked funds such as Grayscale® Bitcoin Trust, ProShares Bitcoin Strategy ETF, and other SEC-registered Bitcoin-linked ETFs (together “Bitcoin-linked funds”). The Fund limits investment in Bitcoin-related instruments to 25% of net assets. For purposes of this 25% limit, security investments are measured at market value and futures at notion value, respectively. The Fund limits Bitcoin futures to those that are cash-settled, exchange traded and regulated by the CFTC (“Bitcoin futures”). As of the date of this prospectus, only CME Bitcoin futures comply with these restrictions. Bitcoin-linked funds and Bitcoin futures are collectively referred to as “Bitcoin-related instruments. Grayscale® Bitcoin Trust is a Delaware statutory trust that holds Bitcoin and issues common units of fractional undivided beneficial interest (shares) that are exchange-traded. The Fund employs an aggressive management strategy that typically results in high portfolio turnover. As part of its principal investment strategy the Fund may invest significantly in cash and/or cash equivalents.

The Fund will invest up to 25% of its total assets in a wholly owned and controlled subsidiary (the “Subsidiary”). The Subsidiary is expected to provide the Fund with indirect exposure to certain instruments such as Bitcoin futures within the limitations of the federal tax requirements of Subchapter M of the Internal Revenue Code of 1986, as amended (the “Code”). The Subsidiary will invest primarily in commodities and Bitcoin-related instruments. The Fund’s investments will be composed primarily of securities, even when viewing the Subsidiary on a consolidated basis. The Subsidiary, when viewed from a consolidated basis, is subject to the same investment restrictions as the Fund. Specifically, the Subsidiary will comply with the 25% Bitcoin limits described above, when viewed on a consolidated basis with the Fund.

In managing the Fund’s assets, the Subadviser employs a dynamic asset allocation strategy. The Subadviser analyzes the overall investment opportunities of various alternative securities and market sectors to determine how to position the Fund’s portfolio. The Subadviser evaluates and ranks the short-term to intermediate-term performance of each investment and invests in those securities that best fit the percentage allocations deemed beneficial by the Subadviser’s multiple proprietary algorithms.

The Subadviser typically assigns each investment in which it invests a minimum holding period, though an investment’s actual holding period and allocation weighting will depend on its performance ranking. The allocation weightings will likely not be changed for a period longer than the assigned holding period. By establishing holding periods, the Subadviser seeks to maintain longer-term core holdings in the Fund. The Subadviser generally evaluates all investments daily based on its allocation rankings but may reallocate less often to minimize the impact and costs associated with trading. In addition, the Subadviser uses the Fund as an asset allocation tool for its other clients, which may lead to purchases and redemptions of Fund shares. Responding to purchase and redemption related fluctuations in the Fund’s size will result in portfolio turnover not directly related to the preceding investment analysis.

Finally, in making the decision to invest in a security, long or short, the Subadviser may utilize proprietary and third-party analysis models that evaluate interest rate trends and other macroeconomic data, market momentum, price patterns and other technical data or data related to accounting periods, tax events and other calendar-related events. The Subadviser also uses these proprietary analysis models to implement its dynamic asset allocation strategy which, at any time, may result in a large portion or all of the fund’s assets invested, directly or indirectly, in investment grade fixed income securities, cash and/or cash equivalents in order to seek to achieve its investment objective as well as provide security of principal, current income and liquidity.

Subsidiary

The Subsidiary will invest primarily in commodities, and Bitcoin related securities and derivatives. The Subsidiary is subject to the same investment restrictions as the Fund, when viewed on a consolidated basis. Specifically, the Subsidiary will comply with the 25% Bitcoin limits described above, when viewed on a consolidated basis with the Fund. By investing in commodities and Bitcoin related instruments indirectly through the Subsidiary, the Fund will obtain exposure to these markets within the federal tax requirements that apply to the Fund. Specifically, the Subsidiary is expected to provide the Fund with exposure to the commodities and Bitcoin related markets within the limitations of the Code. Subchapter M requires, among other things, that at least 90% of the Fund’s income be derived from securities or derived with respect to its business of investing in securities (typically referred to as “qualifying income”). Income from certain of the commodity or Bitcoin related instruments in which the Fund invests will not be treated as “qualifying income” for purposes of the 90% income requirement. The Fund may also make investments in certain commodity or Bitcoin related instruments through the Subsidiary because income from these would not otherwise be treated as “qualifying income” for purposes of the 90% income.

Because the Fund may invest a substantial portion of its assets in the Subsidiary, which may hold some of the investments described in this Prospectus, the Fund may be considered to be investing indirectly in some of those investments through its Subsidiary. For that reason, references to the Fund may also include the Subsidiary. The Subsidiary is subject to the same investment restrictions and limitations on a consolidated basis and follows the same compliance policies and procedures as the Fund. Specifically, the Subsidiary will comply with the 25% Bitcoin limits described above, when viewed on a consolidated basis with the Fund. The Fund and the Subsidiary are “commodity pools” under the U.S. Commodity Exchange Act, and the Adviser is a “commodity pool operator” registered with and regulated by the Commodity Futures Trading Commission (“CFTC”). As a result, additional CFTC-mandated disclosure, reporting, and recordkeeping obligations apply with respect to the Fund and the Subsidiary.

Quantified STF Fund

The Fund’s investment adviser, Advisors Preferred, LLC (the “Adviser”), delegates execution of the Fund’s investment strategy to the Subadviser, Flexible Plan Investments, Ltd. (“FPI” or the “Subadviser”). The Fund is aggressively managed by the Subadviser, which typically results in high portfolio turnover. The Subadviser seeks to achieve the Fund’s investment objective using three interrelated principal asset allocations, driven primarily by the Subadviser’s proprietary Self-Adjusting Trend Following Strategy (“STF Strategy”).

Self-Adjusting Trend Following Strategy

The STF Strategy is used to allocate Fund assets between long and short equity-related and long fixed income-related investments. This strategy monitors the price trends of the NASDAQ 100 Index to assess market conditions. The NASDAQ 100 Index includes 100 of the largest domestic and international non-financial companies listed on the Nasdaq Stock Market based on market capitalization. The Index reflects companies across major industry groups including, among others, computer hardware and software, telecommunications, retail/wholesale trade and biotechnology.

The proprietary price-based rules can involve index prices at daily market close, and moving average values of daily close prices, including but not limited to 3-day, 5-day, 10-day, 50-day and 200-day moving averages, as well as day-to-day changes of one or more of these moving averages, and the slope of the moving averages. The STF Strategy follows easily identifiable market trends, with a rule set that seeks to take advantage of both up and down market trends. Since the market risk exposure of the STF Strategy is solely based on the price action of the NASDAQ 100 Index, the STF Strategy aims to out-perform the NASDAQ 100 Index over the long term with less downside risk.

Since April of 2014, the Subadviser has contracted with NYSE Group, Inc. to compute a Self-Adjusting Trend Following Strategy Index on a daily basis that reflects trading mutual funds with the strategy. This index can be used as an active benchmark for comparison to the daily Net Asset Value (“NAV”) of shares of the Fund.

The rule set of the STF Strategy specifies the conditions under which it makes the following position changes based on the NASDAQ 100 Index price history:

1. From Flat to 1x Long
2. From 1x Long to 2x Long
3. From 2x Long to 1x Long
4. From 2x Long to Flat
5. From 1x Long to Flat
6. From Flat to 1x Short
7. From 1x Short to Flat

The STF Strategy adjusts overall Fund market risk exposure relative to the NASDAQ 100 Index at four discrete levels, defined by proprietary market trend measures, and according to a NASDAQ 100 Index price-based proprietary rule set:

1. When the rule set indicates no obvious market trend, as defined by the Subadviser’s proprietary indicators, the strategy dictates near-zero exposure to equity market risk (a “Flat” position), and the two income allocations described below account for nearly all of the allocation of Fund assets.

2. When the rule set indicates a regular up trend, as defined by the Subadviser's proprietary indicators, the strategy dictates 100% exposure to the NASDAQ 100 Index (a "1x Long" position), through investments in ETFs, ETNs, futures or swaps contracts. Each of these can be used as substitutes for the NASDAQ 100 Index. The Fund should realize approximately 100% of the NASDAQ 100 Index return, before expenses of the Fund and expenses of the investments used to execute the 1x Long position. To the extent leverage is utilized through leveraged ETFs, futures or swaps, the Fund may have investible funds to include in the two income allocations.
3. When the rule set indicates a strong up trend, as defined by the Subadviser's proprietary indicators, the strategy dictates a 200% exposure to the NASDAQ 100 Index (a "2x Long" position), through investment in ETFs, ETNs, futures or swaps contracts. Each of these can be used as substitutes for the NASDAQ 100 Index. The Fund should realize approximately 200% of the NASDAQ 100 Index return, before expenses of the Fund and expenses of the investments used to execute the 2x Long position. To the extent leverage is utilized through leveraged ETFs, futures or swaps, the Fund may have investible funds to include in the two income allocations.
4. When the rule set indicates a down market trend, as defined by the Subadviser's proprietary indicators, the strategy dictates an inverse or short 100% exposure to the NASDAQ 100 index (a "1x Short" position), through investments in inverse or leveraged inverse ETFs or ETNs, futures or swaps. Each of these can be used as substitutes for an inverse NASDAQ 100 Index position. The Fund should realize an approximate negative 100% of the NASDAQ 100 Index's return, before expenses of the Fund and expenses of the investments used to execute the 1x Short position. To the extent leverage is utilized through ETFs, futures or swaps, the Fund may have investible funds to include in the two income allocations.
5. Overall exposure may be adjusted downward based on volatility levels of the equity markets.

Short to Medium-Term Fixed Income Allocation

The Fund will invest directly in short- to medium-term fixed income securities. The portion of the Fund invested in short- to medium-term fixed income securities will be greatest when the STF Strategy finds no obvious market trend. The Subadviser's security selection decisions are driven by liquidity, rating and time to maturity. This portion of the Fund's portfolio is constructed in order to mitigate interest rate and credit risk while optimizing income, and will involve primarily investment in securities: cash, cash equivalents, and upper medium investment grade to prime investment grade, short-term debt securities and money market instruments.

Fixed Income/Equity Income Allocation

The Fund will also invest in income-producing securities. The portion of the Fund invested in income-producing securities will be greatest when the STF Strategy finds no obvious market trend. The Fund does so indirectly through ETFs, other closed-end and open-end investment companies that themselves primarily invest in income-producing securities. The underlying income-producing securities in which the Fund primarily seeks to gain exposure:

- U.S. Treasury bonds and notes;
- U.S. government-sponsored enterprises, such as Fannie Mae[®] and Freddie Mac[®];
- U.S. dollar-denominated corporate obligations;
- Mortgage and asset-backed securities;
- Corporate bonds and notes and asset-backed securities;
- Zero coupon bonds;
- Commercial paper and other money market instruments;
- Fixed-income securities issued by foreign governments and companies that are denominated in U.S. dollars or foreign currencies, some of which may be issued by governments in emerging market countries (which the Fund defines, generally, as those with per capita income less than half that of the US);
- High-yield ("junk") bonds;
- Convertible Bonds;
- Preferred stocks;
- Common stocks;
- REITs; and
- MLPs.

Subadvisor may also utilize its proprietary Targeted Volatility Analysis (TVA) in conjunction with the use of the two income allocations to seek to target a level of volatility (based on historical standard deviation measures) for the Fund during any of the Fund's four levels of market risk exposure. The Fund may supplement its exposure to equity markets other than the NASDAQ 100 index through an investment in pooled investment vehicles that focus on other equity segments such as the S&P 500.

The Fund invests without restriction as to issue capitalization, country, credit quality or the maturity of a security. The Adviser selects swap counterparties that it believes are creditworthy based on credit rating and financial strength. In addition, the Subadvisor uses the Fund as an asset allocation tool for its other clients, which may lead to purchases and redemptions of Fund shares. Responding to purchase and redemption-related fluctuations in the Fund's size will result in portfolio turnover not directly related to the preceding investment strategy analysis.

The Fund is a "commodity pool" under the U.S. Commodity Exchange Act, and the Adviser is a "commodity pool operator" registered with and regulated by the Commodity Futures Trading Commission ("CFTC"). As a result, additional CFTC-mandated disclosure, reporting and recordkeeping obligations apply to the Fund.

Quantified Tactical Fixed Income Fund

Under normal circumstances, the Fund invests at least 80% of its net assets (plus any borrowing for investment purposes) in fixed income securities. The Fund defines fixed income securities as debt instruments, exchange-traded funds ("ETFs") and mutual funds that invest primarily in debt instruments; futures and swap contracts on debt instruments; and pooled commodities that invest primarily in the preceding. The Fund invests in ETFs, mutual funds and commodity pools that are not affiliated with the Adviser or Subadvisor. The Fund invests primarily in US government debt and high-yield debt, directly or through ETFs, mutual funds, . The Fund also uses futures contracts and swaps on US government debt and high-yield debt as substitutes for debt instruments, and commodity pools . The Fund invests in fixed income securities without any restriction on maturity or credit quality. The Fund may gain long or short exposure to fixed income securities by using inverse and/or leveraged ETFs and mutual funds (without restriction), regardless of whether they generate income or dividends. Inverse ETFs and mutual funds are designed to profit from a decline in the price of particular securities or indices. Leveraged ETFs and mutual funds are designed to produce returns that are a multiple of particular securities or indices. The Fund employs inverse and short positions for hedging purposes or to capture returns in down markets.

The Subadvisor seeks interest income from debt instruments. Additionally, the Subadvisor seeks capital gains by investing in long positions in US government debt and high-yield debt as well as by utilizing short position exposure to US government debt. The Subadvisor uses an aggressive tactical management strategy that typically results in high portfolio turnover. The Subadvisor employs three investment models, which are driven by sub-strategies, to allocate assets and select long and short exposures. The sub-strategies are chosen and rebalanced quarterly using the Subadvisor's minimum-correlation algorithm to create a portfolio that aims for a balance of high return, low correlation, and low volatility. The Subadvisor evaluates the sub-strategies daily.

Investment Model 1: Long/Short Tactical

This model is based on three sub-strategies: econometric, seasonality, and pattern based. The econometric strategy focuses on comparing historical bond yield and spread regimes. The seasonality and pattern-based strategies focus on investment opportunities created by periodic bond supply and demand imbalances and price volatility.

Investment Model 2: Opportunistic Long-Only

This model contains two sub-strategies. The first analysis is the relationship between various commodities' performance and the yield of US government bonds. The second focuses on recent high-yield bond performance to determine the favorability of government bonds as an alternative.

Investment Model 3: Tactical High Yield

This model uses two sub-strategies that focus on historical US government bond price momentum and related buying signals and regime long-only buying signals. When not allocated to high-yield debt, each sub-strategy uses government debt or money market instruments. The momentum sub-strategy uses a yearly walk-forward analysis (yearly re-optimization of the parameters used in the methodology) to determine the optimal momentum method to trade high-yield debt. Walk-forward analysis is the process of optimizing a trading system using a limited in-sample data set and then testing the results on out-of-sample data. The high-yield regime strategy is based on bond regimes that have historically resulted in favorable high-yield debt returns.

Quantified Evolution Plus Fund

The Subadviser seeks to achieve the Fund's investment objective by allocating assets, without restriction, among a wide variety of asset classes. The Subadviser's asset allocation focuses primarily on the following categories:

- Equities - US, foreign developed markets, and emerging markets
- Debt - Long-term US Treasury, and high yield debt (commonly referred to as "junk bonds")
- Gold
- Commodities
- Bitcoin – (indirectly)

The Subadviser may invest directly in securities representing an asset class or may invest in exchange-traded funds ("ETFs") and mutual funds that invest primarily in an asset class, or in futures or swaps linked to an asset class. The Fund uses futures and swaps as a substitute hedge for the reference asset. The Fund invests in ETFs and mutual funds that are not affiliated with the Adviser or Subadviser. To the extent the Fund invests in stocks of foreign corporations, the Fund's investment in such stocks may also be in the form of depositary receipts or other securities convertible into securities of foreign issuers, including ADRs. **The Fund does not make direct investments in Bitcoin.** The Fund may also invest to gain indirect exposure to Bitcoin, through Bitcoin futures contracts Grayscale® Bitcoin Trust, ProShares Bitcoin Strategy ETF, and other SEC-registered Bitcoin-linked ETFs (together "Bitcoin linked funds") The Fund limits investment in Bitcoin futures to those that are cash-settled, exchange-traded and regulated by the CFTC ("Bitcoin futures"). As of the date of this prospectus, only CME Bitcoin futures comply with these restrictions. Bitcoin-linked funds and Bitcoin futures are collectively referred to as "Bitcoin-related instructions". Grayscale® Bitcoin Trust is a Delaware statutory trust that holds Bitcoin and issues common units of fractional undivided beneficial interest (shares) that are exchange-traded.

The Subadviser's proprietary evolution strategy considers four factors to rank asset classes and adjust the position size of securities and other investment vehicles to generate a portfolio allocation. The ranking factors for each asset class are:

1. Price momentum (or relative strength),
2. Volatility (or risk),
3. Correlation with other assets classes, and
4. Likelihood that the asset class's positive trend will continue.

The Subadviser anticipates investing primarily in equities during periods of strong equity performance, while investing in other asset classes when equities suffer. The Subadviser seeks to manage risk by using leveraged index funds and swap contracts to maintain a leveraged position. During periods of financial uncertainty or distress, the Subadviser allocates the majority of Fund assets to short term, fixed income investments. The Fund is aggressively managed by the Subadviser, which typically results in high portfolio turnover.

Subsidiary

The Subsidiary will invest primarily in gold, commodities, and Bitcoin related securities and derivatives. The Subsidiary is subject to the same investment restrictions as the Fund, when viewed on a consolidated basis. Specifically, the Subsidiary will comply with the 25% Bitcoin limits described above, when viewed on a consolidated basis with the Fund. By investing in gold, commodities, and Bitcoin related instruments indirectly through the Subsidiary, the Fund will obtain exposure to these markets within the federal tax requirements that apply to the Fund. Specifically, the Subsidiary is expected to provide the Fund with exposure to the gold, commodities, and Bitcoin related markets within the limitations of the Code. Subchapter M requires, among other things, that at least 90% of the Fund's income be derived from securities or derived with respect to its business of investing in securities (typically referred to as "qualifying income"). Income from certain of the gold or commodity related securities in which the Fund invests will not be treated as "qualifying income" for purposes of the 90% income requirement. Therefore, the Fund may also make investments in certain commodities or Bitcoin-related instruments through the Subsidiary because income from these would not otherwise be treated as "qualifying income" for purposes of the 90% income requirement.

Because the Fund may invest a substantial portion of its assets in the Subsidiary, which may hold some of the investments described in this Prospectus, the Fund may be considered to be investing indirectly in some of those investments through its Subsidiary. For that reason, references to the Fund may also include the Subsidiary. The Subsidiary is subject to the same investment restrictions and limitations on a consolidated basis and follows the same compliance policies and procedures as the Fund. Specifically, the Subsidiary will comply with the 25% Bitcoin limits described above, when viewed on a consolidated basis with the Fund. The Fund and the Subsidiary are "commodity pools" under the U.S. Commodity Exchange Act, and the Adviser is a "commodity pool operator" registered with and regulated by the Commodity Futures Trading Commission ("CFTC"). As a result, additional CFTC-mandated disclosure, reporting and recordkeeping obligations apply with respect to the Fund and the Subsidiary.

Quantified Common Ground Fund

The Fund invests primarily in common stocks and bonds of issuers that the Subadviser considers compliant with both ESG (Environmental, Social and Governance) and BRI (Biblically Responsible Investing) standards. The universe of issuers is composed of those in the S&P 1500 Index that remain after application of both the ESG and the BRI filters.

Generally, environmental criteria consider how a company performs as a steward of nature. Environmental criteria may include a company's energy use, waste, pollution, natural resource conservation and treatment of animals. Generally, social criteria look at a company's business relationships. Social criteria examine factors such as how a company manages relationships with employees, suppliers, customers and the communities where it operates. Generally, governance deals with a company's leadership, executive pay, audits, internal controls and shareholder rights. With regard to governance, factors may include using accurate and transparent accounting methods, assuring that stockholders are given an opportunity to vote on important issues; assurances that companies avoid conflicts of interest in their choice of board members, do not use political contributions to obtain unduly favorable treatment and, do not engage in illegal practices.

Generally, biblically responsible investing standards screen out companies with products or services that conflict with biblical principles. For example, this screen removes tobacco, alcohol or gambling companies. These principles include respecting the value and freedom of all people and a concern for justice and peace through fair and ethical relationships.

The Subadviser may also use ESG and BRI ETFs and mutual funds to execute its strategy. The Fund invests in ETFs and mutual funds that are not affiliated with the Adviser or Subadviser. In addition, the Subadviser may use tactical allocation methodologies to hedge or leverage the beta exposure to the S&P 1500 Index. Beta is a numeric value that measures the fluctuations of a stock to changes in the overall stock market. This methodology may result in as much as a 100% hedged position or a 200% beta exposure, in part through leveraged ETFs and mutual funds and swaps. Leveraged ETFs and mutual funds are designed to produce returns that are a multiple of particular securities or indices. The Fund may also use borrowing to leverage the portfolio and manage cash flows. During periods of financial uncertainty or distress, the Subadviser allocates Fund assets to short term, fixed income investments. The Subadviser seeks income from dividends on common stocks and interest from debt instruments while seeking capital gains by changing asset allocations between stocks and debt, based on expected returns. The Subadviser uses an aggressive tactical management strategy that typically results in high portfolio turnover.

The Fund invests without restriction as to issuer capitalization or the credit quality or maturity of debt instruments. The Fund is non-diversified, which means it may invest a high percentage of its assets in a limited number of securities.

Quantified Pattern Recognition Fund

The Fund primarily invests in equity index mutual funds, equity index ETFs, futures contracts, equity index swaps and cash equivalents. The Fund invests in ETFs and mutual funds that are not affiliated with the Adviser or Subadviser. The Subadviser seeks to achieve the Fund's investment objective by identifying daily patterns in stock market indexes or sectors within stock market indexes that it has found to be determinative of probable future price direction. The Subadviser believes securities markets reflect human emotions and that investors adopt patterns of behavior in response to those emotions. The Subadviser's strategy seeks out high probability, repeatable patterns in the stock market to identify periods to buy, buy with leverage, or go short the market. This strategy seeks to take advantage of the tendency for equity prices to revert to the mean or follow a current price trend. The Subadviser utilizes a proprietary methodology to allocate Fund assets among specific securities to best take advantage of patterns found.

When the Subadviser believes market conditions are favorable, it invests in mutual funds, leveraged mutual funds, futures contracts, and swaps to produce exposure to the stock market equivalent to up to 200% of Fund assets. 200% exposure means the Subadviser seeks to earn \$2 for every \$1 in overall stock market profit. Leveraged mutual funds are designed to produce returns that are a multiple of particular securities or indices. When the Subadviser believes market conditions are unfavorable, it invests in cash equivalents, inverse equity index mutual funds and ETFs, and/or shorts S&P 500® Index futures contracts. Inverse ETFs and mutual funds are designed to profit from a decline in the price of particular securities or indices. The Subadviser uses an aggressive tactical management strategy that typically results in high portfolio turnover.

Quantified Tactical Sectors Fund

The Fund is aggressively managed by the Subadviser using a tactical strategy that typically results in high portfolio turnover. Tactical asset allocation is an active portfolio management strategy that shifts the percentage of assets held in various sectors to seek to take advantage of what the Subadviser believes are the strongest market sectors. The Subadviser usually refers to the S&P Dow Jones Indices Global Industry Classification Standard (GICS®) for sector definitions. The Fund invests primarily in equity securities (common and preferred stocks) either directly through individual stocks or indirectly through

ETFs and other investment companies. The Subadviser does not choose between common or preferred stock of individual issuers, but rather treats preferred stocks as an assets class. The Fund invests without restriction as to issuer capitalization. Investments in ETFs and other investment companies provide the Fund exposure to equity sectors. Leveraged ETFs may also be used to amplify the returns of an allocation to a sector. The Fund may also invest in other leveraging instruments: futures contracts, forward contracts, options and swap agreements to amplify returns or enhance liquidity.

The Subadviser believes that, based on its proprietary research, market leader sectors offer the potential for above-average returns. The Subadviser defines a market leader sector as an equity (common or preferred) sector or sub-sector that has the highest price momentum (compared to all other sectors). The Subadviser measures sector price momentum using the rate of change of the price of an ETF that is representative of the sector. Representative ETFs are index ETFs or ETFs that invest primarily in a sector or a subsector of the sector for which the momentum is measured. Representative ETFs are chosen based upon purity of sector or subsector exposure (highest percentage invested in a sector or subsector), lowest expense ratio, and liquidity. Additionally, broad equity market exposure may be utilized in times of sector weakness. Representative ETFs are expected to remain relatively consistent but may be changed if, for example, an ETF becomes illiquid. Among representative ETFs, the Subadviser selects those with the highest price momentum. The Subadviser may evaluate all sectors, subsectors and individual equity securities as often as daily based on rankings, but it may re-allocate less often in order to minimize the impact and costs associated with trading. The Subadviser's ranking strategy attempts to allow it to respond to both the performance of each equity security, as well as the performance of the overall equity market.

The Subadviser typically assigns each investment in which the Fund invests a minimum holding period, typically one month, and allocation weighting based on its proprietary policies and procedures. By establishing holding periods, the Subadviser seeks to maintain longer-term core holdings for the Fund. However, the non-core holdings of the Fund may produce high turnover.

The Subadviser utilizes at least two risk mitigation tactics. First, the Subadviser assesses the overall equity market environment. It does so by using a proprietary analysis technique that is both top-down and algorithm-based. Secondly, the Subadviser assesses the overall performance of each investment held. It does so by using a proprietary bottom-up timing model to evaluate performance. These tactics are used for the purpose of determining both when to reduce the Fund's exposure to an investment and when to apply leverage to the investment holding. The Subadviser also uses these tactics to implement its dynamic tactical asset allocation strategy which, at any time for defensive purposes, may result in a large portion or all of the Fund's assets invested, directly or indirectly, in cash and/or cash equivalents in order to seek to provide security of principal, current income and liquidity. A part of the Subadviser's strategy is to hold cash positions when the market is not producing returns greater than the short-term cash investments in which the Fund may invest.

Quantified Government Income Tactical Fund

Under normal circumstances, the Fund invests at least 80% of its net assets (plus any borrowing for investment purposes) in U.S. government securities. The Fund defines U.S. government securities as debt instruments issued or guaranteed by the U.S. Treasury, any agency, instrumentality, or sponsored enterprise of the U.S. government and exchange-traded funds ("ETFs"), closed-end funds and mutual funds that invest primarily in the preceding debt instruments, and futures and swap contracts on the preceding instruments; and commodity pools that invest primarily in the preceding. The ETFs, closed-end funds and mutual funds aspect of the Fund's strategy is commonly referred to as a fund-of-funds strategy. Additionally, under normal circumstances, the Fund invests primarily in income-producing securities. The Fund invests in securities of any maturity. The Fund may gain exposure to securities by using inverse and/or leveraging instruments (leveraged ETFs, futures contracts, forward contracts, options, and swap agreements) as substitutes for the reference asset regardless of whether they generate income. The Subadviser may employ short positions for hedging purposes, to capture returns in down markets, or to take advantage of short-term trading opportunities. The Subadviser employs an aggressive management strategy that typically results in high portfolio turnover. As part of its principal investment strategy, the Fund may invest all or part of the Fund's assets in short-term and ultrashort-term ETFs.

In managing the Fund's assets, the Subadviser employs a tactical dynamic asset allocation strategy. The Subadviser analyzes the overall investment opportunities of various fixed-income investments and market sectors to determine how to position the Fund's portfolio. In making the decision to invest in a security, long or short, the Subadviser utilizes proprietary and third-party analysis models that evaluate interest rate trends and other macroeconomic data, market momentum, price patterns and other technical data or data related to accounting periods, tax events and other calendar-related events. The Subadviser may use short positions to provide a hedge against rising rates and to take advantage of short-term trading opportunities. When the Subadviser believes U.S. Government interest rates are highly likely to rise or fall, it uses leverage to magnify the effects of the short-term moves. The Subadviser evaluates and ranks the short-term to intermediate-term performance of each potential and current portfolio investment and then invests in those securities that best fit the percentage allocations deemed beneficial by the Subadviser's multiple proprietary algorithms.

The Subadviser typically assigns each investment in which the Fund invests a minimum holding period, though an investment's actual holding period and allocation weighting will depend on its performance ranking. By establishing holding periods, the Subadviser seeks to maintain longer-term core holdings in the Fund. The Subadviser generally evaluates all investments weekly based on its allocation rankings but may reallocate more-or-less often to minimize the impact and costs associated with trading. In addition, the Subadviser uses the Fund as an asset allocation tool for its other clients, which may lead to purchases and redemptions of Fund shares. Responding to purchase and redemption-related fluctuations in the Fund's size will result in portfolio turnover not directly related to the Subadviser's investment analysis.

Quantified Rising Dividend Tactical Fund

Under normal circumstances, the Fund invests at least 80% of its net assets (plus any borrowing for investment purposes) in exchange-traded funds ("ETFs"), closed-end funds and mutual funds (together "Underlying Funds") and stocks that pay a dividend. The ETFs, closed-end funds and mutual funds aspect of the Fund's strategy is commonly referred to as a fund-of-funds strategy. The Fund invests without restriction as to issuer capitalization or country of the securities held directly or by Underlying Funds. However, the Fund anticipates investing primarily in domestic and foreign large-cap and mid-cap equities, directly or through Underlying Funds. To a lesser extent, the Fund may invest in Underlying Funds that invest primarily in investment grade fixed income securities of any maturity. The Subadviser seeks to identify stocks and Underlying Funds with the largest dividend increases or above average expected increases in dividends. The Subadviser also employs a tactical dynamic asset allocation strategy. The Subadviser analyzes the overall investment opportunities of various dividend paying investments and market sectors to determine how to position the Fund's portfolio.

Leveraged and/or inverse ETFs may also be used. The Fund also may invest in leveraging instruments: futures contracts, forward contracts, options, and swap agreements as substitutes for the reference asset, as well as take short positions with up to 80% of its assets in equity securities, futures contracts, forward contracts, options and swap agreements. The Fund employs short positions for hedging purposes or to capture returns in down markets. The Subadviser uses a number of proprietary risk-management indicators in an effort to attempt to mitigate major bear market declines (20% or greater). The primary risk-management indicator utilized tracks the performance and trend of investments daily and signals when to sell an asset and/or hedge the portfolio from potential market declines.

The Subadviser uses the Fund as an asset allocation tool for its other clients, which may lead to purchases and redemptions of Fund shares. Responding to purchase and redemption-related fluctuations in the Fund's size will result in portfolio turnover not directly related to the Subadviser's investment analysis.

Quantified Global Fund

Under normal circumstances, the Fund invests at least 40% of its assets in securities of foreign issuers from at least three foreign countries. The Fund typically invests in foreign issuers through American Depositary Receipts ("ADRs"), futures contracts, and exchange-traded funds ("ETFs") that primarily invest in foreign issuers. The Fund defines a foreign issuer as one organized or having its principal place of business outside the U.S.; or doing a majority of its business outside the U.S., as measured by assets, revenue or profits. Investments in ETFs, futures contracts, and exchange traded notes ("ETNs") based on non-U.S. market indices are considered investments outside the U.S. for purposes of the 40% requirement noted above. The Fund invests without restriction as to issuer capitalization, country, currency, or the credit quality or maturity of debt securities. Debt securities rated below investment grade are commonly referred to as "junk bonds."

In managing the Fund's assets, the Sub-Adviser employs a dynamic, tactical strategy. The Sub-Adviser anticipates investing primarily in equities during periods when it believes the equity investments will have strong performance, while investing in debt when it believes equities will suffer. The Sub-Adviser analyzes the overall investment opportunities of various country, region, and sector investments to determine how to position the Fund's portfolio. The Sub-Adviser evaluates opportunities using its proprietary algorithms.

The Sub-Adviser's proprietary algorithms consider a wide array of factors to rank asset classes and adjust the position size of securities and other investment vehicles to generate a portfolio allocation. The ranking factors for each asset class can include:

1. Price momentum (or relative strength),
2. Volatility (or risk),
3. Correlation with other assets classes,
4. Likelihood that the asset class's positive trend will continue,
5. Price and volume patterns, and
6. Fundamentals, comparative yields, and currency factors.

The algorithms use daily price data updates, at least quarterly fundamental corporate or economic data, and allocations are updated by the algorithm at least monthly. The Fund is aggressively managed by the Sub-Adviser through frequent changes to asset allocation, which is expected to result in high portfolio turnover substantially over 100%.

In addition, the Sub-Adviser may use tactical allocation methodologies to hedge or leverage the beta exposure to global markets. Beta is a numeric value that measures the fluctuations of a stock to changes in the overall stock market. A beta greater than 1.0 suggests that the stock is more volatile than the broader market, and a beta less than 1.0 indicates a stock with lower volatility. This methodology may result in as much as a 100% hedged position or a 200% beta exposure, in part through leveraged ETFs, futures, and swaps. To hedge the Sub-Adviser uses short-position instruments to offset the expected market risk of the Fund's portfolio. The Sub-Adviser selects swap counterparties it believes to be creditworthy and will close out a swap position if it believes the counterparty is no longer creditworthy. The Fund may also use borrowing to leverage the portfolio and manage cash flows.

During periods that the Sub-Adviser believes present financial uncertainty or distress, the Sub-Adviser allocates all or a portion of Fund assets to inverse equity investments (such as inverse ETFs, short futures positions, or short swap positions), fixed income investments, and/or assets considered safe havens, i.e. cash equivalents. The Sub-Adviser seeks the income aspect of total return from dividends on common stocks and interest from debt instruments, while seeking the capital gains aspect of total return by changing asset allocations among stocks and between stocks and debt, based on expected returns. The Fund is non-diversified, which means it may invest a high percentage of its assets in a limited number of securities.

Quantified Eckhardt Managed Futures Strategy Fund

The Fund's investment adviser, Advisors Preferred LLC (the "Adviser"), delegates execution of the Fund's investment strategy to the subadviser, Flexible Plan Investments, Ltd. ("FPI" or the "Sub-Adviser"). The Sub-Adviser selects investments for the Fund and provides trade placement for fixed income instruments, including cash equivalents. The Adviser provides trade placement for non-fixed income instruments.

The Sub-Adviser seeks to achieve the Fund's investment objective by allocating its assets using two principal strategies:

- "Managed Futures" Strategy
- "Fixed Income" Strategy

The **Managed Futures Strategy** is designed to produce capital appreciation by capturing returns related to price trends in the commodity futures markets and financial futures markets by investing primarily in securities of commodity pools that employ trend-based strategies. A commodity pool is an investment vehicle where investors combine their money to have a manager trade in futures contracts. The Sub-Adviser selects commodity pools without restriction as to the country, currency or futures instruments held by a commodity pool; and considers expenses, past performance and management tenure when selecting commodity pools. The Sub-Adviser anticipates allocating Managed Futures Strategy assets primarily to commodity pools that are sponsored by the Eckhardt Trading Company. Eckhardt Trading Company is independent of the Fund, the Adviser and Sub-Adviser. The commodity pools' investments are drawn from over 60 exchange-traded futures contracts and consists of exposure to three sectors: (1) commodities (agriculture, energy, and metals), (2) financials (debt and equity), and (3) currencies.

Certain key constituents of the futures market that are expected to be used by the commodity pools are as follows.

Energy	Livestock	Grains	Softs	Metals	Financials	Currencies
Natural Gas Crude Oil	Cattle Hogs	Soybeans Wheat Corn	Coffee Cocoa Sugar	Gold Silver Copper	US Treasury S&P 500 Index	Australian Dollar British Pound Euro

The components may be positioned either long or short based on their short-term and medium-term price trends or such other indicators used by the futures manager of the respective commodity pool.

The Fixed Income Strategy focuses on generating income and providing liquidity by selecting debt instruments, exchange-traded funds ("ETFs"), mutual funds, debt futures-focused commodity pools that each invest primarily in debt instruments and debt futures; as well as by selecting debt futures and total return swap contracts on debt instruments including ETFs and mutual funds that invest primarily in debt instruments. The Fund invests in ETFs, mutual funds, and debt futures-focused commodity pools that are not affiliated with the Adviser or Sub-Adviser. The Fund uses futures contracts, swaps, and debt futures-focused commodity pools as substitutes for debt instruments, when the Sub-Adviser determines they are more economically efficient. The underlying income-producing securities in which the Fund invests

primarily include: (i) U.S. government securities, (ii) corporate debt obligations (including convertible bonds), (iii) foreign debt securities (including emerging markets), (iv) asset-backed securities (“ABS”), and (v) mortgage-backed securities (“MBS”). The Fund invests without any restriction on maturity or credit quality, including in high-yield debt (commonly known as “junk bonds”). The Fund may gain long or short exposure to debt instruments by using inverse and/or leveraged ETFs and mutual funds, debt futures-focused commodity pools, and swaps; regardless of whether they generate income. Short (inverse) positions are designed to profit from a decline in the price of particular securities, investments in securities or indices. The Fund employs inverse and short positions for hedging purposes or to capture returns in down markets.

The Sub-Adviser seeks interest income from debt instruments. Additionally, the Sub-Adviser seeks capital gains by changing asset allocations between debt sectors as well as by utilizing short position exposure. The Sub-Adviser uses a tactical management strategy that factors in inherent leverage in investment instruments and this tactical approach typically results in high portfolio turnover. Tactical investing requires making frequent adjustments to the asset allocation based on market conditions and opportunities. The Sub-Adviser monitors allocations frequently and may trade daily. The Sub-Adviser anticipates that, based upon its analysis of long-term historical returns and volatility of various asset classes, the Fund will allocate approximately 25% of its assets to the Managed Futures Strategy and approximately 75% of its assets to the Fixed Income Strategy. As a non-diversified fund, the Fund may invest more than 5% of its total assets in the securities of one or more issuers.

The Fund invests up to 25% of its total assets in a wholly owned and controlled subsidiary (the “Subsidiary”). The Subsidiary is expected to provide the Fund with indirect exposure to certain futures contracts within the limitations of the federal tax requirements of Subchapter M of the Internal Revenue Code of 1986, as amended (the “Code”). The Subsidiary will invest primarily in commodity pools. The Subsidiary, when viewed from a consolidated basis, is subject to the same investment restrictions as the Fund.

PRINCIPAL INVESTMENT RISKS

An investment in any of the Funds entails risk. The Funds could lose money, or their performance could trail that of other investment alternatives. Neither the Adviser nor Subadviser can guarantee that the Funds will achieve their objectives. In addition, the Funds present some risks not traditionally associated with most mutual funds. In addition, Quantified Managed Futures Strategy Fund present some risks not traditionally associated with other mutual funds. It is important that investors closely review and understand these risks before making an investment in the Fund. Turbulence in securities and derivative financial markets and reduced liquidity in equity, credit and fixed income markets could negatively affect issuers worldwide, including the Fund. There is the risk that you could lose all or a portion of your money on your investment in the Fund. It is important that investors closely review and understand these risks before making an investment in the Funds. The table below provides additional information regarding the risks of investing in the Funds. Following the table, each risk is explained.

	Quantified Managed Income Fund	Quantified Market Leaders Fund	Quantified Alternative Investment Fund	Quantified STF Fund	Quantified Tactical Fixed Income Fund	Quantified Evolution Plus Fund
<i>Subadviser’s Investment Strategy Risk</i>	X	X	X	X	X	X
<i>Active and Frequent Trading Risk</i>	X	X	X	X	X	X
<i>Aggressive Investment Techniques Risk</i>	X	X	X	X	X	X
<i>Asset-Backed Securities Risk</i>			X			X
<i>Bitcoin Risk</i>			X			X
<i>Commodity Risks</i>			X			X
<i>Convertible Bond Risks</i>	X		X	X	X	X
<i>Counterparty Risk</i>	X	X	X	X		X
<i>Credit Risk</i>	X	X	X	X	X	X
<i>Depositary Receipt Risk</i>		X		X		X
<i>Derivatives Risk</i>	X	X	X	X	X	X
<i>Equity Securities Risk</i>	X	X	X	X		X
<i>Financial Sector Risk</i>				X	X	X
<i>Foreign Securities Risk</i>	X	X	X	X	X	X
<i>Gold Risk</i>			X			X
<i>Holding Cash Risk</i>	X	X	X	X	X	X
<i>Interest Rate Risk</i>	X	X	X	X	X	X
<i>Inverse Risk</i>					X	

	Quantified Managed Income Fund	Quantified Market Leaders Fund	Quantified Alternative Investment Fund	Quantified STF Fund	Quantified Tactical Fixed Income Fund	Quantified Evolution Plus Fund
<i>Subadviser's Investment Strategy Risk</i>	X	X	X	X	X	X
<i>Leverage Risk</i>	X	X	X	X	X	X
<i>Lower-Quality Debt Securities Risk</i>	X		X	X	X	X
<i>Market Risk</i>	X	X	X	X	X	X
<i>MLP Risk</i>	X			X	X	
<i>Preferred Stock Risk</i>	X			X		X
<i>Prepayment Risk and Mortgage-Backed Securities Risk</i>			X			X
<i>REIT Risk</i>	X			X	X	
<i>Risks of Investing in Other Investment Companies (including ETFs and ETNs) and Pooled Investment Vehicles</i>	X	X	X	X	X	X
<i>Sectors Risk</i>						X
<i>Shorting (Inverse) Risk</i>	X	X	X	X	X	X
<i>Small- and Mid-Capitalization Companies Risk</i>		X		X		X
<i>Taxation Risk</i>			X			X
<i>Tracking NASDAQ 100 Index Risk</i>				X		
<i>Wholly Owned Subsidiary Risk</i>			X			X

	Quantified Common Ground Fund	Quantified Pattern Recognition Fund	Quantified Tactical Sectors Fund	Quantified Government Income Tactical Fund	Quantified Rising Dividend Tactical Fund	Quantified Global Fund	Quantified Eckhardt Managed Futures Strategy Fund
<i>Subadviser's Investment Strategy Risk</i>	X	X	X	X	X	X	X
<i>Active and Frequent Trading Risk</i>	X	X	X	X	X	X	X
<i>Aggressive Investment Techniques Risk</i>	X	X	X	X	X	X	X
<i>Agriculture Commodity Futures Risk</i>							X
<i>Asset-Backed Securities Risk</i>							X
<i>Bitcoin Risk</i>							
<i>Commodity Risks</i>							X
<i>Convertible Bond Risk</i>							X
<i>Counterparty Risk</i>	X	X	X	X	X		X
<i>Credit Risk</i>	X		X		X	X	X
<i>Currency Futures Risk</i>							X
<i>Debt Futures Risk</i>							X
<i>Depositary Receipt Risk</i>							
<i>Derivatives Risk</i>	X	X	X	X	X	X	X
<i>Gold Risk</i>			X			X	X
<i>Emerging Market Risk</i>						X	X
<i>Energy Futures Risk</i>							X
<i>Equity Futures Risk</i>							X
<i>Equity Securities Risk</i>	X	X	X		X	X	X
<i>Financial Sector Risk</i>		X					
<i>Foreign Securities Risk</i>					X	X	X
<i>Futures Contract Risk</i>						X	X
<i>Gold Risk</i>			X				
<i>Hedging Risk</i>							X

	Quantified Common Ground Fund	Quantified Pattern Recognition Fund	Quantified Tactical Sectors Fund	Quantified Government Income Tactical Fund	Quantified Rising Dividend Tactical Fund	Quantified Global Fund	Quantified Eckhardt Managed Futures Strategy Fund
<i> Holding Cash Risk </i>	X	X	X	X	X	X	X
<i> Interest Rate Risk </i>	X	X	X	X	X	X	X
<i> Inverse Risk </i>						X	
<i> Leverage Risk </i>	X	X	X	X	X	X	X
<i> Limited or No History of Operations Risk </i>						X	X
<i> Lower-Quality Debt Securities Risk </i>	X	X				X	X
<i> Market Risk </i>	X	X	X	X	X	X	X
<i> Metals Futures Risk </i>							X
<i> Non-Diversification Risk </i>	X					X	X
<i> Preferred Stock Risk </i>			X				
<i> Prepayment Risk and Mortgage-Back Risk </i>							X
<i> Risks of Investing in Other Investment Companies (ETFs and mutual funds) and Pool Investment Vehicles </i>	X	X	X	X	X	X	X
<i> Sectors Risk </i>			X				
<i> Small- and Mid-Capitalization Companies Risk </i>	X		X		X	X	X
<i> Shorting (Inverse) Risk </i>		X		X	X		X
<i> Swaps Risk </i>							X
<i> Taxation Risk </i>							X
<i> U.S. Government Securities Risk </i>				X			X
<i> Wholly Owned Subsidiary Risk </i>							X

Subadviser's Investment Strategy Risk

While the Subadviser seeks to take advantage of investment opportunities for each Fund that will maximize its investment returns, there is no guarantee that such opportunities will ultimately benefit a Fund. The Subadviser will aggressively change a Fund's portfolio in response to market conditions that are unpredictable and may expose a Fund to a greater risk than the other mutual funds. Determination of leadership status based on historical analysis may not be predictive of future leadership status. There is no assurance that the Subadviser's investment strategy will enable a Fund to achieve its investment objectives. In the case of the Quantified Common Ground Fund, ESG and BRI filters may limit the Fund's investment opportunities when compared to unrestricted funds.

With respect to Quantified STF Fund, the Subadviser's use of ETFs, ETNs, and other instruments as substitutes for the underlying stocks of the NASDAQ 100 Index means only a portion of the NASDAQ 100 Index's dividend yield will be realized because the expenses of ETFs, ETNs, and other instruments reduce their yield.

Active and Frequent Trading Risk

Each Fund may engage in active and frequent trading, leading to increased portfolio turnover, higher transaction costs, and the possibility of increased net realized capital gains, including net short-term capital gains that will be taxable to shareholders as ordinary income when distributed to them. The Subadviser's use of any Fund as an asset allocation tool for its other clients will increase a Fund's portfolio turnover. The Sub-Adviser may buy and sell shares of the Fund for its other clients, which will require the Fund to increase and decrease its portfolio holdings, respectively.

Aggressive-Investment Techniques Risk

The Funds use investment techniques that may be considered aggressive, including derivatives, inverse and leveraged instruments. Risks associated derivative instruments such as swap agreements and options on securities, securities indices and futures contracts include potentially dramatic price changes (losses) in the value of the instruments and imperfect correlations between the price of the contract and the underlying security or index. These instruments may increase the volatility of a Fund and may involve a small investment of cash relative to the magnitude of the risk assumed.

Asset Backed Securities Risk

Payment of interest and repayment of principal may be impacted by the cash flows generated by the assets backing these securities. The value of a Fund's asset-backed securities also may be affected by changes in interest rates, the availability of information concerning the interests in and structure of the pools of purchase contracts, financing leases or sales agreements that are represented by these securities, the creditworthiness of the servicing agent for the pool, the originator of the loans or receivables, or the entities that provide any supporting letters of credit, surety bonds, or other credit enhancements.

Bitcoin Risk

Bitcoin may experience very high volatility and related investment vehicles may be affected by such volatility. As a cryptocurrency, Bitcoin operates without central authority and is not backed by any government. Federal, state, or foreign governments may restrict the use and exchange of Bitcoin, and regulation in the U.S. is still developing. Increased regulation might tend to depress the price of Bitcoin. Cryptocurrency exchanges may stop operating or permanently shut down due to fraud, technical glitches, hackers, or malware. Bitcoin transactions are irrevocable and stolen or incorrectly transferred Bitcoins may be irretrievable. As a result, any incorrectly executed Bitcoin transactions could adversely affect the value of the Fund's investment in the Grayscale® Bitcoin Trust. Shares of the Grayscale® Bitcoin Trust may trade at a premium or discount to the NAV of the Grayscale® Bitcoin Trust. Historically, Grayscale® Bitcoin Trust has traded at a significant premium or discount. Bitcoin futures-related funds are subject to imperfect correlation between Bitcoin futures and Bitcoins, as well as futures liquidity risk. There may not be a liquid market for Bitcoin futures contracts.

Cryptocurrency exchanges and other trading venues on which Bitcoin trades are relatively new and, in most cases, largely unregulated and may therefore be more exposed to fraud and failure than established, regulated exchanges for securities, derivatives and other currencies. Bitcoin trading venues may be more exposed to the risk of market manipulation than exchanges for more traditional assets. Some Bitcoin exchanges lack certain safeguards put in place by more traditional exchanges to enhance the stability of trading on the exchange and prevent price crashes. As a result, the prices of Bitcoin on exchanges may be subject to larger and/or more frequent sudden declines than assets traded on more traditional exchanges.

Currently, there is relatively limited use of Bitcoin in the retail and commercial marketplace in comparison to relatively extensive use as a store of value, thus contributing to price volatility that could adversely affect its price. A lack of expansion by Bitcoin into retail and commercial markets, or a contraction of such use, may result in increased volatility or a reduction in the value of Bitcoin, either of which could adversely impact an investment in the Fund.

Commodity Risk

Investments in companies involved in commodity-related businesses may be subject to greater volatility than investments in companies involved in more traditional businesses. The value of companies in commodity-related businesses may be affected by overall market movements and other factors affecting the value of a particular industry or commodity, such as weather, disease, embargoes, or political and regulatory developments.

Convertible Bond Risk

Convertible bonds are hybrid securities that have characteristics of both bonds and common stocks and are subject to fixed-income security risk and conversion value-related equity risk. Convertible bonds are similar to other fixed-income securities because they usually pay a fixed interest rate and are obligated to repay principal on a given date in the future. The market value of fixed-income securities tends to decline as interest rates increase. Convertible bonds are particularly sensitive to changes in interest rates when their conversion to equity feature is small relative to the interest and principal value of the bond. Convertible issuers may not be able to make principal and interest payments on the bond as they become due. Convertible bonds may also be subject to prepayment or redemption risk. Convertible securities have characteristics similar to common stocks especially when their conversion value is greater than the interest and principal value of the bond. The price of equity securities may rise or fall because of economic or political changes. Stock prices in general may decline over short or even extended periods of time. Market prices of equity securities in broad market segments may be adversely affected by a prominent issuer having experienced losses or by the lack of earnings or such an issuer's failure to meet the market's expectations with respect to new products or services, or even by factors wholly unrelated to the value or condition of the issuer, such as changes in interest rates. When a convertible bond's value is more closely tied to its conversion to stock feature, it is sensitive to the underlying stock's price.

Counterparty Risk

The Funds may invest in financial instruments involving counterparties for the purpose of attempting to gain exposure to a particular group of securities or asset class without actually purchasing those securities or investments, or to hedge a position. Such financial instruments may include swap agreements. The Funds will use short-term counterparty agreements (swaps) to exchange the returns (or differentials in rates of return) earned or realized in particular predetermined investments or instruments. The Funds will not enter into any agreement involving a counterparty unless the Adviser believes that the other party to the transaction is creditworthy. The use of swap agreements involves risks that are different from those associated with ordinary portfolio securities transactions. For example, the Funds bear the risk of loss of the amount expected to be received under a swap agreement in the event of the default or bankruptcy of a swap agreement counterparty. In addition, the Funds may enter into swap agreements with a limited number of counterparties, and certain of the Funds may invest in commodity-linked structured notes issued by a limited number of issuers that will act as counterparties, which may increase the Fund's exposure to counterparty credit risk. The Funds do not specifically limit its counterparty risk with respect to any single counterparty. Swap agreements also may be considered to be illiquid. Further, there is a risk that no suitable counterparties are willing to enter into, or continue to enter into, transactions with the Funds and, as a result, the Funds may not be able to achieve their investment objectives.

Credit Risk

A Fund could lose money if the issuer of a debt security is unable to meet its financial obligations or goes bankrupt. A Fund could also lose money if the issuer of a debt security in which it has a short position is upgraded or generally improves its standing. Changes in an issuer's financial strength or in an issuer's or debt security's credit rating also may affect a security's value and thus have an impact on Fund performance. The Fund considers all derivatives and non-U.S. Treasury debt instruments as subject to credit risk. Credit risk usually applies to most debt securities, but generally is not a factor for U.S. government obligations.

Depository Receipt Risk

To the extent a Fund invests in stocks of foreign corporations, the Fund's investment in such stocks may also be in the form of depository receipts or other securities convertible into securities of foreign issuers, including ADRs. While the use of ADRs, which are traded on exchanges and represent an ownership in a foreign security, provide an alternative to directly purchasing the underlying foreign securities in their respective national markets and currencies, investments in ADRs continue to be subject to many of the risks associated with investing directly in foreign securities. Depository receipts may be purchased through "sponsored" facilities". A sponsored facility is established jointly by the issuer of the underlying security and a depository receipt. A Fund's investments in depository receipts, which include ADRs, are deemed to be investments in foreign securities for purposes of a Fund's investment strategy.

Derivatives Risk Generally

The Funds use investment techniques, including investments in futures contracts, forward contracts, options and swaps, which attempt to track the price movement of underlying securities or indices, which may be considered aggressive. Investments in derivatives in general are subject to market risks that may cause their prices to fluctuate over time. In addition, such instruments may experience potentially dramatic price changes (losses) and imperfect correlations between the price of the contract and the underlying security or index which will increase the volatility of the Funds and may involve a small investment of cash relative to the magnitude of the risk assumed. The use of derivatives may currently expose the Funds to additional risks that they would not be subject to if they invested directly in the securities underlying those derivatives, such as counterparty risk and the risk that the derivatives may become illiquid. The use of derivatives may result in larger losses or smaller gains than otherwise would be the case. The derivatives that the Funds may invest in include:

- *Futures Contracts Risk.* A futures contract is a contract to purchase or sell a particular security, or the cash value of an index, at a specified future date at a price agreed upon when the contract is made. Under such contracts, no delivery of the actual securities is required. Rather, upon the expiration of the contract, settlement is made by exchanging cash in an amount equal to the difference between the contract price and the closing price of a security or index at expiration, net of the variation margin that was previously paid.
- *Forward Contracts.* Forward contracts are two-party contracts pursuant to which one party agrees to pay the counterparty a fixed price for an agreed upon amount of commodities, securities, or the cash value of the commodities, securities or the securities index, at an agreed upon date. A forward currency contract is an obligation to buy or sell a specific currency at a future date, which may be any fixed number of days from the date of the contract agreed upon by the parties, at a price set at the time of the contract. (Does not apply to the Quantified STF Fund).

- *Hedging Risk.* If the Fund uses a hedging instrument at the wrong time or judges the market conditions incorrectly, the hedge might be unsuccessful, reduce the Fund's investment return, or create a loss.
- *Options.* An option is a contract that gives the purchaser (holder) of the option, in return for a premium, the right to buy from (call) or sell to (put) the seller (writer) of the option the security or currency underlying the option at a specified exercise price at any time during the term of the option (normally not exceeding nine months). The writer of an option has the obligation upon exercise of the option to deliver the underlying security or currency upon payment of the exercise price or to pay the exercise price upon delivery of the underlying security or currency.
- *Options on Futures Contracts.* An option on a futures contract provides the holder with the right to enter into a "long" position in the underlying futures contract, in the case of a call option, or a "short" position in the underlying futures contract in the case of a put option, at a fixed exercise price to a stated expiration date. Upon exercise of the option by the holder, the contract market clearing house establishes a corresponding short position for the writer of the option, in the case of a call option, or a corresponding long position, in the case of a put option.
- *Swap Agreements.* In an interest rate swap, a Fund and another party exchange the right to receive interest payments on a security or other reference rate. The terms of the instrument are generally negotiated by a Fund and its swap counterparty. In a total return swap, one party agrees to pay the other party an amount equal to the total return on a defined underlying asset or a non-asset reference during a specified period of time. The underlying asset might be a security or investment of securities or a non-asset reference such as a securities index. In return, the other party would make periodic payments based on a fixed or variable interest rate or on a total return from a different underlying asset or non-asset reference. Swap agreements are subject to counterparty risk, which relates to credit risk of the counterparty and liquidity risk for the swaps themselves.

Equity Securities Risk

Investments in publicly issued equity securities and securities that provide exposure to equity securities, including common stocks, in general are subject to market risks that may cause their prices to fluctuate over time. Fluctuations in the value of equity securities in which a Fund invests will cause the NAV of a Fund's shares to fluctuate.

Financial Sector Risk

Performance of companies in the financial sector may be adversely impacted by the rate of corporate and consumer debt defaults; decreased lending rates and/or increased costs of funding; leverage; increased governmental limitations on loans, other financial commitments, product lines and other operations; and increased competition.

Foreign Securities Risk

Investments in foreign securities and securities that provide exposure to foreign securities involve greater risks than investing in domestic securities. As a result, a Fund's returns and NAVs may be affected to a large degree by fluctuations in currency exchange rates, political, diplomatic or economic conditions and regulatory requirements in other countries. The laws and accounting, auditing, and financial reporting standards in foreign countries typically are not as strict as they are in the U.S., and there may be less public information available about foreign companies.

Emerging Market Risk. These risks are more pronounced in emerging market countries, which are generally those with per capita income less than half that of the U.S. Additionally, economic structures in these countries are less diverse and mature than those in developed countries and their political systems tend to be less stable. Emerging market economies may be based on only a few industries, therefore security issuers, including governments, may be more susceptible to economic weakness and more likely to default. Emerging market countries may have different regulatory, accounting, auditing, and financial reporting and record keeping standards and may have material limitations on PCAOB inspection, investigation, and enforcement. Therefore, the availability and reliability of information material to an investment decision, particularly financial information, in emerging market companies may be limited in scope and reliability as compared to information provided by U.S. companies. Investments in emerging market countries may be affected by government policies that restrict foreign investment in certain issuers or industries. The potentially smaller size of their securities markets and lower trading volumes can make investments relatively illiquid and potentially more volatile than investments in developed countries, and such securities may be subject to abrupt and severe price declines.

Futures Contracts Risk

Futures Risk: Futures are subject to inherent leverage that magnifies Fund losses. Because futures contracts typically require only a small margin payment, the fluctuation of the value of futures in relation to the underlying assets upon which they are based is magnified. Thus, the Fund may experience losses that exceed losses experienced by funds that do not use derivative contracts. Futures may not provide an effective substitute for their reference asset or index because changes in futures prices may not track those of the underlying reference asset or index. Futures exchanges may impose daily or intra-day price change limits and/or limit the volume of trading. Additionally, government regulation may further reduce liquidity through similar trading restrictions. There can be no assurance that any particular futures strategy will succeed.

Currency Futures Risk: Foreign currency contracts subject the Fund to currency trading risks that include market risk and country risk. Market risk results from adverse changes in exchange rates. Country risk arises because virtually every country has interfered with international transactions in its currency. Interference has taken the form of regulation of the local exchange market, restrictions on foreign investment by residents or limits on inflows of investment funds from abroad. Restrictions on the exchange market or on international transactions are intended to affect the level or movement of the exchange rate.

Debt Futures Risk: Typically, a rise in interest rates causes a decline in the value of debt futures. Current conditions may result in a rise in interest rates, which in turn may result in a decline in the value of the debt futures held by the Fund. If the U.S. Federal Reserve's Federal Open Market Committee ("FOMC") raises the federal funds interest rate target, interest rates across the U.S. financial system may rise. However, the magnitude of rate changes across maturities and borrower sectors is uncertain. Rising rates may decrease liquidity and increase volatility, which may make portfolio management more difficult and costly to the Fund and its shareholders.

Equity Futures Risk: Equity futures are subject to general market risks and may not track the equity indices for which they are intended to serve as substitutes. Equity futures are susceptible to volatile increases and decreases in value. Equity futures held by the Fund may experience sudden, unpredictable drops in value or long periods of decline in value. This may occur because of factors affecting securities markets generally, the equity securities of a particular sector, or a particular company.

Energy Futures Risk: Energy prices may be adversely affected by fluctuating commodity prices, weather, increased conservation or use of alternative fuel sources, increased governmental or environmental regulation, depletion, rising interest rates, declines in domestic or foreign production, accidents or catastrophic events, and economic conditions. Various governmental authorities have the power to enforce compliance with regulations and the permits issued under them, and violators are subject to administrative, civil and criminal penalties, including civil fines, injunctions or both. Stricter laws, regulations or enforcement policies could be enacted in the future which would likely increase compliance costs and may adversely affect the financial performance of energy prices.

Metals Futures Risk: Precious and industrial metals prices may be susceptible to financial, economic, political or market events, as well as government regulation, impacting the production costs of these metals. Precious metal prices may become volatile when they serve as a substitute for currencies. Supplies of certain metals are concentrated in only a few countries such as Australia and South Africa, the governments of which may pass laws or regulations limiting metal investments for strategic or other policy reasons.

Agriculture Commodity Futures Risk: Investing in the commodities markets through futures may subject the Fund to greater volatility than investments in traditional securities. Commodity prices may be influenced by unfavorable weather, animal and plant disease, geologic and environmental factors as well as changes in government regulation such as tariffs, embargoes or burdensome production rules and restrictions. Changes in inflation or commodity-specific production costs, or sectors affecting a particular industry may produce unexpected jumps in commodity prices.

Gold Risk

Evolution Plus Fund and Alternative Investment Fund may each invest in gold. The price of Gold may be volatile, and Gold bullion-related ETFs and derivatives may be highly sensitive to the price of Gold. The price of Gold bullion can be significantly affected by international monetary and political developments such as currency devaluation or revaluation, central bank movements, economic and social conditions within a country, transactional or trade imbalances, or trade or currency restrictions between countries. Physical Gold bullion has sales commission, storage, insurance, and auditing expenses.

Holding Cash Risk

A part of each Fund's strategy is to hold cash positions when the market is not producing returns greater than the short-term cash investments in which a Fund may invest. With respect to the Quantified Managed Income Fund, Quantified Market Leaders Fund, Quantified Alternative Investment Fund, Quantified Tactical Sectors Allocation Fund, Quantified U.S. Government Income Tactical Fund, Quantified Rising Dividend Tactical Fund, Quantified Global Fund, and Quantified Eckhardt Managed Futures Strategy Fund, this usually occurs when broad markets are declining rapidly. The purpose of this strategy is to protect principal in falling markets. There is a risk that the sections of the market in which the Fund invests will begin to rise or fall rapidly and that a Fund will not be able to sell stocks quickly enough to avoid losses, or to reinvest its cash positions into areas of the advancing market quickly enough to capture the initial returns of changing market conditions. Consequently, the Funds may fail to participate in advantageous market returns.

Interest Rate Risk

Debt securities have varying levels of sensitivity to changes in interest rates. In general, the price of a debt security will fall when interest rates rise and will rise when interest rates fall. Securities with longer maturities and mortgage securities can be more sensitive to interest rate changes. In other words, the longer the maturity of a security, the greater the impact a change in interest rates could have on the security's price. In addition, short-term and long-term interest rates do not necessarily move in the same amount or the same direction. Short-term securities tend to react to changes in short-term interest rates, and long-term securities tend to react to changes in long-term interest rates. Current conditions may result in a rise in interest rates, which in turn may result in a decline in the value of the fixed income investments held by the Fund. As a result, for the present, interest rate risk may be heightened. The impact of an interest rate changes may be significant for other asset classes as well, whether because of the impact of interest rates on economic activity or because of changes in the relative attractiveness of asset classes due to changes in interest rates. For instance, higher interest rates may make investments in debt securities more attractive, thus reducing investments in equities.

Leverage Risk

The Funds may use leveraged investments that attempt to amplify the price movement of underlying securities or indices on a daily or other periodic basis, which may be considered aggressive. Such instruments may experience potentially dramatic price changes (losses), imperfect amplification and imperfect correlations between the price of the investment and the underlying security or index which will increase the volatility of the Funds and may involve a small investment of cash relative to the magnitude of the risk assumed. The use of leveraged instruments may currently expose the Funds to additional risks that they would not be subject to if they invested directly in the securities underlying those derivatives. The use of leveraged instruments and borrowing may result in larger losses or smaller gains than otherwise would be the case. Borrowing will reduce returns by interest expense and other fees.

Limited or No History of Operations Risk

The Fund may fail to attract sufficient assets to operate efficiently. Investors in the Fund bear the risk that the Fund may not be successful in implementing its investment strategies, may be unable to implement certain of its investment strategies or may fail to attract sufficient assets, any of which could result in the Fund being liquidated and terminated at any time without shareholder approval and at a time that may not be favorable for all shareholders. Such a liquidation could have negative tax consequences for shareholders and will cause shareholders to incur expenses of liquidation.

Lower-Quality Debt Securities Risk

Certain Funds will invest a significant portion of their assets, either directly in securities rated below investment grade or "junk bonds" or through a fund-of-funds approach. Investments in junk bonds are considered speculative and generally involve significantly greater risks of loss of your money than an investment in investment grade bonds. Compared with issuers of investment grade bonds, junk bonds are more likely to encounter financial difficulties and to be materially affected by these difficulties. Rising interest rates may compound these difficulties and reduce an issuer's ability to repay principal and interest obligations. Issuers of lower-rated securities also have a greater risk of default or bankruptcy. High-yield securities may be less liquid than higher quality investments. A security whose credit rating has been lowered may be particularly difficult to sell.

Market Risk

Securities markets can be volatile. In other words, prices can fall rapidly in response to developments affecting a specific company or industry, or to changing economic, political or market conditions. The NAV of a Fund will fluctuate based on changes in the value of the securities and derivatives in which the Fund invests. The Funds invest, directly or indirectly, in securities which may be more volatile and carry more risk than some other forms of investment. Market prices of securities in broad equity and U.S. Treasury market segments may be adversely affected by price trends in interest rates, exchange rates or other factors wholly unrelated to the value or condition of an issuer. Overall securities market risks may affect the value of individual Fund holdings. Factors such as foreign and domestic economic growth and market conditions, interest rate levels, expected default rates, and political events may adversely affect the securities markets.

Unexpected local, regional or global events, such as war; acts of terrorism; financial, political or social disruptions; natural, environmental or man-made disasters; the spread of infectious illnesses or other public health issues; and recessions and depressions could have a significant impact on the Funds and their investments and may impair market liquidity. Such events can cause investor fear, which can adversely affect the economies of nations, regions and the market in general, in ways that cannot necessarily be foreseen. The impact of COVID-19 has adversely affected, and other infectious illness outbreaks that may arise in the future could adversely affect, the economies of many nations and the entire global economy, individual issuers and capital markets in ways that cannot necessarily be foreseen. Public health crises caused by the COVID-19 outbreak may exacerbate other pre-existing political, social and economic risks in certain countries or globally. The duration of the COVID-19 outbreak, and its effects cannot be determined with certainty.

MLP Risk

Investments in MLPs involve risks different from those of investing in common stock including risks related to limited control and limited rights to vote on matters affecting the MLP, risks related to potential conflicts of interest between the MLP and the MLP's general partner, cash flow risks, dilution risks and risks related to the general partner's limited call right. MLPs are generally considered interest-rate sensitive investments. During periods of interest rate volatility, these investments may not provide attractive returns. Depending on the state of interest rates in general, the use of MLPs could enhance or harm the overall performance of the Fund. Many MLPs are focused on energy-related business and are subject to energy sector risks, such as decline in the price of petroleum.

MLP Tax Risk. MLPs, typically, do not pay U.S. federal income tax at the partnership level. Instead, each partner is allocated a share of the partnership's income, gains, losses, deductions and expenses. A change in current tax law or in the underlying business mix of a given MLP could result in an MLP being treated as a corporation for U.S. federal income tax purposes, which would result in such MLP being required to pay U.S. federal income tax on its taxable income. The classification of an MLP as a corporation for U.S. federal income tax purposes would have the effect of reducing the amount of cash available for distribution by the MLP. Thus, if any of the MLPs owned by the Fund were treated as corporations for U.S. federal income tax purposes, it could result in a reduction of the value of your investment in the Fund and lower income, as compared to an MLP that is not taxed as a corporation.

Non-Diversification Risk

Each of Quantified Common Ground Fund, Quantified Global Fund and Quantified Eckhardt Managed Futures Strategy Fund is non-diversified, which means it invests more than 5% percent of its total assets in the securities of one or more securities. Because a relatively high percentage of the assets of the Fund may be invested in a limited number of issuers, the value of shares of the Fund may be more sensitive to any single economic, business, political or regulatory occurrence than the value of shares of a diversified investment company. This fluctuation, if significant, may affect the performance of the Fund. This fluctuation, if significant, may affect the performance of the Fund.

Preferred Stock Risk

The value of preferred stocks will fluctuate with changes in interest rates. Typically, a rise in interest rates causes a decline in the value of preferred stock. Preferred stocks are also subject to credit risk, which is the possibility that an issuer of preferred stock will fail to make its dividend payments. Preferred stock prices tend to move more slowly upwards than common stock prices.

Prepayment Risk and Mortgage-Backed Securities Risk

Many types of debt securities, including mortgage securities, are subject to prepayment risk. Prepayment occurs when the issuer of a security can repay principal prior to the security's maturity. Securities subject to prepayment can offer less potential for gains during a declining interest rate environment and similar or greater potential for loss in a rising interest rate environment. In addition, the potential impact of prepayment features on the price of a debt security can be difficult to predict and result in greater volatility. As a result, a Fund may have to reinvest its assets in mortgage securities or other debt securities that have lower yields.

REIT Risk

A REIT's performance depends on the types and locations of the rental properties it owns and on how well it manages those properties. Real estate values rise and fall in response to a variety of factors, including local, regional and national economic conditions, interest rates and tax considerations. When economic growth is slow, demand for property decreases and prices tend to decline. Property values tend to decrease because of overbuilding, increases in property taxes and operating expenses, changes in zoning laws, environmental regulations or hazards, uninsured casualty or condemnation losses, or a general decline in neighborhood values. A decline in rental income will occur because of extended vacancies, increased competition from other properties, tenants' failure to pay rent or poor management. A REIT's performance also depends on the company's ability to finance property purchases and renovations and manage its cash flows. Because REITs typically are invested in a limited number of projects or in a particular market segment, they are more susceptible to adverse developments affecting a single project or market segment than more broadly diversified investments. An entity that fails to qualify as a REIT would be subject to a corporate level tax, would not be entitled to a deduction for dividends paid to its shareholders and would not pass through to its shareholders the character of income earned by the entity.

Risks of Investing in Other Investment Companies (including ETFs) and Commodity Pools

Investments in the securities of other investment companies, including ETFs and commodity pools, may involve duplication of advisory fees and certain other expenses. By investing in another investment company or commodity pool, the Fund becomes a shareholder thereof. As a result, Fund shareholders indirectly bear the Fund's proportionate share of the fees and expenses paid by shareholders of the other investment companies or commodity pools, in addition to the fees and expenses Fund shareholders indirectly bear in connection with the Fund's own operations. If the other investment companies or commodity pools fail to achieve their investment objective, the value of the Fund's investment will decline, adversely affecting the Fund's performance. Leveraged ETFs will amplify gains and losses. Most leveraged ETFs "reset" daily. Due to the effect of compounding, their performance over longer periods of time can differ significantly from the performance of their underlying index or benchmark during the same period of time. In addition, closed-end investment company and ETF shares may potentially trade at a discount or a premium to NAV and are subject to brokerage and other trading costs, which could result in greater expenses to a Fund. Finally, because the value of other investment companies or ETF shares depends on the demand in the market, the Fund may not be able to liquidate a Fund's holdings in those shares at the most optimal time, adversely affecting the Fund's performance.

Leveraged ETFs Risk. Leveraged ETFs will amplify gains and losses. Most leveraged ETFs "reset" daily. Due to the effect of compounding, their performance over longer periods of time can differ significantly from the performance of their underlying index or benchmark during the same period of time. In addition, closed-end investment company and ETF shares may potentially trade at a discount or a premium and are subject to brokerage and other trading costs, which could result in greater expenses to a Fund. Finally, because the value of other investment company or ETF shares depends on the demand in the market, the Subadviser may not be able to liquidate the Fund's holdings in those shares at the most optimal time, adversely affecting the Fund's performance.

Sector Risk

Sector focus risk is the possibility that securities within the same sector will decline in price due to sector-specific market or economic developments. If Quantified Tactical Sector Fund invests more heavily in a particular sector, the value of its shares may be especially sensitive to factors and economic risks that specifically affect that sector. As a result, the Fund's share price may fluctuate more widely than the value of shares of a mutual fund that invests in a broader range of sectors. Additionally, some sectors could be subject to greater government regulation than other sectors. Therefore, changes in regulatory policies for those sectors may have a material effect on the value of securities issued by companies in those sectors.

- *Communication Services Sector Risk:* Companies in the communications services sector are subject to the risk that they will underperform the market as a whole due to legislative or regulatory changes, adverse market conditions and/or increased competition.
- *Consumer Discretionary Sector Risk:* The consumer discretionary sector may be adversely affected by changes in the worldwide economy, consumer spending, competition, demographics and consumer preferences, exploration and production spending.
- *Consumer Staples Sector Risk:* The consumer staples sector may be affected by the regulation of various product components and production methods, marketing campaigns and other factors affecting consumer demand.
- *Energy Sector Risk:* Companies in the energy sector may be adversely affected by fluctuations in energy prices and supply and demand of energy fuels. Companies in the energy sector may need to make substantial expenditures, and to incur significant amounts of debt, in order to maintain or expand their reserves.
- *Financial Sector Risk:* Companies in the financial sector are often subject to extensive governmental regulation and the potential for additional regulation, which may adversely affect the scope of their activities, the prices they can charge, and the amount of capital they must maintain.
- *Health Care Sector Risk:* The healthcare sector may be affected by government regulations and government healthcare programs, increases or decreases in the cost of medical products and services and product liability claims, among other factors. Healthcare companies are subject to competitive forces that may result in price discounting.
- *Industrial Sector Risk:* The value of securities issued by companies in the industrial sector may be adversely affected by supply and demand related to their specific products or services and industrial sector products in general. The products of manufacturing companies may face obsolescence due to rapid technological developments and introduction of new products.
- *Information Technology Sector Risk:* Information technology companies face intense competition and potentially rapid product obsolescence.
- *Materials Sector Risk:* Companies engaged in the production and distribution of basic materials may be adversely affected by changes in world events, political and economic conditions, environmental policies, import controls, competition and availability of resources and labor relations.
- *Real Estate Sector Risk:* An underlying real estate fund, operating company or REIT's performance depends on the types and locations of the rental properties it owns and on how well it manages those properties. Real estate values rise and fall in response to a variety of factors, including local, regional and national economic conditions, interest rates and tax considerations.
- *Utilities Sector Risk:* Deregulation may subject utility companies to greater competition and may adversely affect their profitability. As deregulation allows utility companies to diversify outside of their original geographic regions and their traditional lines of business, utility companies may engage in riskier ventures.

Shorting (Inverse) Risk

Short (inverse) positions are designed to profit from a decline in the price of particular securities, investments in securities or indices. The Fund will lose value if and when the instrument's price rises – a result that is the opposite from traditional mutual funds. The Fund may also utilize inverse mutual funds and ETFs. These instruments seek to increase in value when their underlying securities or indices decline. Like leveraged investments, inverse positions may be considered aggressive. Inverse positions may also be leveraged. Such instruments may experience imperfect negative correlation between the price of the investment and the underlying security or index. The use of inverse instruments may expose the Fund to additional risks that it would not be subject to if it invested only in "long" positions.

Small and Mid-Capitalization Companies Risk

Investing in the securities of small-capitalization (less than \$2 billion) and mid-capitalization (\$2 to \$5 billion) companies involves greater risks and the possibility of greater price volatility than investing in larger capitalization and more-established companies. Investments in mid-cap companies involve less risk than investing in small-cap companies. Both types of companies may have limited operating history, product lines, and financial resources, and the securities of these companies may lack sufficient market liquidity. These risks are more pronounced in small-cap companies.

Swaps Risk

The terms of the instrument are generally negotiated by the Fund and its swap counterparty. In a total return swap, one party agrees to pay the other party an amount equal to the total return on a defined underlying asset or a non-asset reference during a specified period of time. The underlying asset might be a security or investment of securities or a non-asset reference such as a securities index. In return, the other party would make periodic payments based on a fixed or variable interest rate or on a total return from a different underlying asset or non-asset reference. Swap agreements are subject to counterparty risk, which relates to credit risk of the counterparty and liquidity risk for the swaps themselves. The Fund will not enter into any agreement involving a counterparty unless the Adviser believes that the other party to the transaction is creditworthy. The use of swap agreements involves risks that are different from those associated with ordinary portfolio securities transactions. For example, the Fund bears the risk of loss of the amount expected to be received under a swap agreement in the event of the default or bankruptcy of a swap agreement counterparty. In addition, the Fund may enter into swap agreements with a limited number of counterparties and may invest in structured notes issued by a limited number of issuers that will act as counterparties, which may increase the Fund's exposure to counterparty credit risk. The Fund does not specifically limit its counterparty risk with respect to any single counterparty. Swap agreements also may be considered to be illiquid. Further, there is a risk that no suitable counterparties are willing to enter into, or continue to enter into, transactions with the Fund and, as a result, the Fund may not be able to achieve its investment objective.

Taxation Risk

By investing in gold, commodities, and Bitcoin related instruments indirectly through the Subsidiary, Quantified Alternative Investment Fund, Quantified Evolution Plus Fund and Quantified Eckhardt Managed Futures Strategy Fund will each obtain exposure to these markets within the federal tax requirements that apply to the Fund. Each Fund's Subsidiary is classified as a controlled foreign corporation for U.S. tax purposes. Typically, any gains/losses from trading in Section 1256 futures contracts, such as exchange-traded commodity futures contracts, are taxed 60% as long-term capital gains/losses and 40% short term capital gains/losses. However, because the Subsidiary is a controlled foreign corporation any income received from its investments will be passed through to the Fund as ordinary income.

Tracking NASDAQ 100 Index Risk

Quantified STF Fund may use ETFs that are not directly benchmarked to the NASDAQ 100 Index but use a different weighting or rebalancing scheme of the NASDAQ 100 component stocks or are active ETFs in nature. Combined with the short-medium fixed income strategy and the fixed income/equity income strategy, the portfolio daily return of the Fund may not match the NYSE calculated Self-adjusting Trending Following Strategy Index even after the difference of Fund expenses is considered.

U.S. Government Securities Risk –

Quantified U.S. Government Income Fund and Quantified Eckhardt Managed Futures Strategy Fund invests in U.S. Treasury obligations which are backed by the "full faith and credit" of the U.S. government and generally have negligible credit risk. However, securities issued or guaranteed by federal agencies or authorities and U.S. government-sponsored instrumentalities or enterprises may or may not be backed by the full faith and credit of the U.S. government. The Fund may be subject to such risk to the extent it invests in securities issued or guaranteed by federal agencies or authorities and U.S. government-sponsored instrumentalities or enterprises.

Wholly Owned Subsidiary Risk

Quantified Alternative Investment Fund, Quantified Evolution Plus Fund and Quantified Eckhardt Managed Futures Strategy Fund each invest in a wholly owned Subsidiary. Changes in the laws of the United States and/or the Cayman Islands, under which the Fund and Subsidiary, respectively, are organized, could result in the inability of the Fund and/or Subsidiary to operate as described in this Prospectus and could negatively affect the Fund and its shareholders. For example, the Cayman Islands does not currently impose any income, corporate or capital gains tax, estate duty, inheritance tax, gift tax or withholding tax on the Subsidiary. If Cayman Islands law changes such that the Subsidiary must pay Cayman Islands taxes, Fund shareholders would likely suffer decreased investment returns. The Subsidiary is not registered under the 1940 Act and, unless otherwise noted in this Prospectus, is not subject to all of the investor protections of the 1940 Act. The Fund, by investing in the Subsidiary when viewed together with the Fund, will operate as though it is subject to the protections offered to investors in registered investment companies with respect to Sections 8 and 18 (regarding investment policies, capital structure and leverage), Section 15 (regarding investment advisory contracts) and Section 17 (regarding affiliated transactions and custody). The Fund wholly owns and controls the Subsidiary, and the Fund and Subsidiary are both managed by the Subadviser as overseen by the Adviser, making it unlikely that the Subsidiary will take action contrary to the interests of the Fund or its shareholders. The Fund's Board has oversight responsibility for the investment activities of the Fund, including its investment in the Subsidiary, and the Fund's role as the sole shareholder of the Subsidiary. Also, the Subadviser in managing the Subsidiary's investment portfolio, is subject to the same investment restrictions and operational guidelines that apply to the management of the Fund, when viewed on a consolidated basis.

Liquidity Program

Each Fund may participate in the ReFlow Fund, LLC (“ReFlow”) liquidity program, which is designed to provide an alternative liquidity source for mutual funds experiencing net redemptions of their shares. Pursuant to the program, ReFlow provides participating mutual funds with a source of cash to meet net shareholder redemptions by standing ready each business day to purchase a Fund’s shares up to the value of the net shares redeemed by other shareholders that are to settle the next business day. Following purchases of a Fund’s shares, ReFlow then generally redeems those shares when the Fund experiences net sales, at the end of a maximum holding period determined by ReFlow (currently 28 days) or at other times at ReFlow’s discretion. While ReFlow holds a Fund’s shares, it will have the same rights and privileges with respect to those shares as any other shareholder. ReFlow will periodically redeem its entire share position in the Fund and request that such redemption be met in kind in accordance with the Fund’s redemption in kind policies described under “HOW TO REDEEM SHARES” below. For use of the ReFlow service, the relevant Fund pays a fee to ReFlow each time it purchases Fund shares, calculated by applying to the purchase amount a fee rate determined through an automated daily auction among participating mutual funds. The minimum fee rate is 0.25% of the value of a Fund’s shares purchased by ReFlow although the Fund may submit a bid at a higher fee rate if it determines that doing so is in the best interest of Fund shareholders. During periods of low market liquidity, fees paid to ReFlow may be higher but cannot be meaningfully estimated. ReFlow’s purchases of a Fund’s shares through the liquidity program are made on an investment-blind basis without regard to the Fund’s objective, policies or anticipated performance. ReFlow purchases will not be subject to any investment minimum applicable to such shares. Investments in a Fund by ReFlow in connection with the ReFlow liquidity program are not subject to the market timing limitation or fees described in “FREQUENT PURCHASES AND REDEMPTIONS OF FUND SHARES” below. The Adviser and Subadviser believe that the program assists in stabilizing a Fund’s net assets to the benefit of the Fund and its shareholders. To the extent a Fund’s net assets do not decline, the Adviser and Subadviser may also benefit.

Temporary Investments

To respond to adverse markets, economic, political or other conditions, each Fund may invest 100% of its total assets, without limitation, in high-quality short-term debt securities and money market instruments. Each Fund may be invested in these instruments for extended periods, depending on the Subadviser’s assessment of market conditions. These short-term debt securities and money market instruments may include shares of other mutual funds, commercial paper, certificates of deposit, bankers’ acceptances, U.S. Government securities and repurchase agreements. While a Fund is in a defensive position, the opportunity to achieve its investment objective will be limited. Furthermore, to the extent that a Fund invests in money market mutual funds for its cash position, there will be some duplication of expenses because the Fund would bear its pro rata portion of such money market funds’ advisory and operational fees. Each Fund may also invest a substantial portion of its assets in such instruments at any time to maintain liquidity or pending selection of investments in accordance with its policies.

Fund Holdings Disclosure

A description of each Fund’s policies regarding the release of Fund holdings information is available in the Funds’ Statement of Additional Information (“SAI”). Shareholders may request Fund holdings schedules at no charge by calling toll-free 1-855-64-QUANT (1-855-647-8268).

Fund Proxy Voting Disclosures

The actual voting records relating to portfolio securities of each Fund during the most recent 12-month period ended June 30 are available without charge, upon request, by calling toll free, 1-855-64-QUANT (1-855-647-8268). The information is available on the Fund’s website at <https://advisorspreferred.com/public/quantified-funds> or on the SEC’s website at www.sec.gov. In addition, a copy of the Trust’s proxy voting policies and procedures are also available by calling 1-855-64-QUANT (1-855-647-8268) and will be sent within three business days of receipt of a request.

Tailored Shareholder Disclosure

The Funds’ annual and semi-annual Tailored Shareholder Reports are available without charge, upon request, by calling toll free, 1-855-64-QUANT (1-855-647-8268). The information is available on the Fund’s website at <https://advisorspreferred.com/public/quantified-funds> or on the SEC’s website at www.sec.gov.

Cybersecurity

The computer systems, networks and devices used by the Funds and their service providers to carry out routine business operations employ a variety of protections designed to prevent damage or interruption from computer viruses, network failures, computer and telecommunication failures, infiltration by unauthorized persons and security breaches. Despite the various protections utilized by the Funds and their service providers, systems, networks, or devices potentially can be breached. The Funds and their shareholders could be negatively impacted as a result of a cybersecurity breach.

Cybersecurity breaches can include unauthorized access to systems, networks, or devices; infection from computer viruses or other malicious software code; and attacks that shut down, disable, slow, or otherwise disrupt operations, business processes, or website access or functionality. Cybersecurity breaches may cause disruptions and impact the Funds' business operations, potentially resulting in financial losses; interference with the Funds' ability to calculate NAV; impediments to trading; the inability of the Funds, the Adviser, the Subadviser, and other service providers to transact business; violations of applicable privacy and other laws; regulatory fines, penalties, reputational damage, reimbursement or other compensation costs, or additional compliance costs; as well as the inadvertent release of confidential information.

Similar adverse consequences could result from cybersecurity breaches affecting issuers of securities in which the Funds invest; counterparties with which the Funds engage in transactions; governmental and other regulatory authorities; exchange and other financial market operators, banks, brokers, dealers, insurance companies, and other financial institutions (including financial intermediaries and service providers for the Funds' shareholders); and other parties. In addition, substantial costs may be incurred by these entities in order to prevent any cybersecurity breaches in the future.

MANAGEMENT

Investment Adviser

Advisors Preferred LLC, (“Advisors Preferred”) 1445 Research Blvd., Suite 530, Rockville, MD 20850, serves as investment adviser to the Funds. Subject to the authority of the Trust’s Board of Trustees, the Adviser is responsible for management of each Fund’s investment portfolio directly or through the Subadviser. Advisors Preferred is responsible for assuring each Fund’s investments are selected according to the Fund’s investment objective, policies and restrictions. The Adviser executes all equity, ETF, mutual fund, derivatives and futures trades for the Funds. The sub-adviser is responsible for cash management, including certificates of deposit, short-term paper and the Mount Vernon Liquid Assets Portfolio, LLC as part of the Securities Lending through the custodian. Advisors Preferred was formed in 2011 and commencing 2012, provides investment advisory services to mutual funds. As of June 30, 2024, Advisors Preferred had approximately \$1.6 billion in assets under management.

Pursuant to an advisory agreement between each Fund and Advisors Preferred, the Adviser is entitled to receive, on a monthly basis, an annual advisory fee equal to 0.75% of the average daily net assets with respect to the Quantified Managed Income Fund, Quantified Market Leaders Fund, Quantified Alternative Investment Fund; 1.00% of the average daily net assets with respect to the Quantified STF Fund, Quantified Tactical Fixed Income Fund, Quantified Evolution Plus Fund, Quantified Common Ground Fund, Quantified Pattern Recognition, Quantified Tactical Sectors Fund, Quantified U.S. Government Income Fund, Quantified Rising Dividend Tactical Fund, Quantified Global Fund, and Quantified Eckhardt Managed Futures Strategy Fund. For the fiscal year ended June 30, 2024, each Fund, except Quantified Eckhardt Managed Futures Strategy Fund (which had not commenced operations) paid these percentages in Advisory Fee.

Subadviser

Flexible Plan Investments, Ltd. (“FPI”) is located at 3883 Telegraph Road, Suite 100, Bloomfield Hills, Michigan, 48302. FPI was founded in Bloomfield Hills, Michigan in 1981 by its President, Jerry C. Wagner, and provides investment management services to individuals, pension and profit plans and non-profit organizations. It is expected that the assets in the Funds will come from individuals with whom FPI has a contractual relationship pursuant to which FPI provides investment management and other services for a fee. As of June 30, 2024, FPI had approximately \$1.5 billion in assets under management.

Pursuant to a sub-advisory agreement between the Adviser and the Subadviser, effective August 1, 2021, FPI is entitled to receive, from the Adviser (not the relevant Fund), with respect to the Quantified Managed Income Fund, Quantified Market Leaders Fund, Quantified Alternative Investment Fund a monthly fee equal to the annual rate of 0.55% of the Fund’s daily average net assets up to \$300 million, 0.575% for the next \$100 million of net assets and 0.60% for the next \$200 million, and 0.65% for assets over \$600 million sub advised by FPI. With respect to the Quantified STF Fund, Quantified Tactical Fixed Income Fund, Quantified Evolution Plus Fund, Quantified Common Ground Fund, Quantified Pattern Recognition Fund, Quantified Tactical Sectors Fund, Quantified Government Income Tactical Fund, Quantified Rising Dividend Tactical Fund, Quantified Global Fund and Quantified Eckhardt Managed Futures Strategy Fund, the Subadviser is entitled to receive a monthly fee equal to the annual rate of 0.80% of the Fund’s daily average net assets up to \$300 million, 0.825% for the next \$100 million of net assets, 0.850% of the next \$200 million and 0.90% for assets over \$600 million sub advised by FPI. This fee schedule applies in aggregate to all the Funds registered with the Trust and that are sub-advised by FPI. During the fiscal year ended June 30, 2024 FPI received these percentages in Sub-Advisory Fees except from Quantified Eckhardt Managed Futures Strategy Fund (which had not commenced operations.)

In addition to the sub-advisory fee, FPI may receive Distribution and Shareholder Servicing Fees for distribution-related activities and for providing certain services to clients of FPI and shareholders of the Fund(s). FPI reduces any amount due FPI under contractual relationships with its clients by any amounts received from a Fund after payment of any fees associated with its services to the Fund.

A discussion regarding the basis for the Board of Trustees’ approval or renewal of the advisory agreement and sub-advisory agreement with respect to all Funds except Quantified Global Fund and Quantified Eckhardt Managed Futures Strategy Fund is available in the Funds’ annual shareholder report for the fiscal year ended June 30, 2024. The advisory agreements were approved for Quantified Global Fund and for Quantified Eckhardt Managed Futures Strategy Fund at the Board of Trustees meetings held on May 23, 2023, and May 23, 2024 respectively for a two year periods ending, May 23, 2025 and May 23, 2026, respectively.

Subadviser Portfolio Managers

Jerry C. Wagner has served as President, CEO and majority shareholder of FPI since its organization in 1981.

Timothy Hanna Senior Portfolio Manager of FPI also serves as portfolio manager. He has served as the sub-advisor's Senior Portfolio Manager since January 2014. Before joining the Subadviser, he was an institutional fixed-income manager at Multi-Bank Securities and previously a derivatives trader. Mr. Hanna is responsible for performing applied economic and quantitative research for the Subadviser's strategies and mutual funds. He reviews new and existing strategies, ensuring that algorithms perform within expectations, providing modifications to achieve best execution and efficient implementation. Mr. Hanna has a bachelor's degree in accounting from Wayne State University and a master's degree in finance from Walsh College. He holds the designations of Chartered Financial Analyst (CFA) and Certified Fixed-Income Practitioner (CFIP).

Daniel Poppe serves as Senior Research Analyst of the sub-adviser. Mr. Poppe joined FPI in January 2019 as a Junior Research Analyst and has been a Senior Research Analyst since 2022. Mr. Poppe holds a Bachelor of Science degree in Finance as well as one in Business Economics from Oakland University where he graduated magna cum laude. Mr. Poppe holds the designation of Chartered Financial Analyst (CFA).

The Funds' SAI provides additional information about the portfolio managers' compensation structure, other accounts managed and ownership of shares of the Funds.

HOW SHARES ARE PRICED

Shares of the Funds are sold at NAV. The NAV of a Fund is determined at close of regular trading (normally 4:00 p.m. Eastern Time) on each day the New York Stock Exchange (“NYSE”) is open for business. NAV is computed by determining, on a per class basis, the aggregate market value of all assets of the Fund, less its liabilities, divided by the total number of shares outstanding ((assets-liabilities)/number of shares = NAV). The NYSE is closed on weekends and New Year’s Day, Martin Luther King, Jr. Day, Presidents’ Day, Good Friday, Memorial Day, Juneteenth, Independence Day, Labor Day, Thanksgiving Day and Christmas Day. The NAV takes into account, on a per class basis, the expenses and fees of a Fund, including management, administration, and distribution fees, which are accrued daily. The determination of NAV for a share class for a particular day is applicable to all applications for the purchase of shares, as well as all requests for the redemption of shares, received by the Fund (or an authorized broker or agent, or its authorized designee) before the close of trading on the NYSE on that day.

Generally, the Funds’ securities are valued each day at the last quoted sales price on each security’s primary exchange. Securities traded or dealt in upon one or more securities exchanges (whether domestic or foreign) for which market quotations are readily available and not subject to restrictions against resale shall be valued at the last quoted sales price on the primary exchange or, in the absence of a sale on the primary exchange, at the mean between the current bid ask prices on such exchanges. Securities primarily traded in the National Association of Securities Dealers’ Automated Quotation System (“NASDAQ”) National Market System for which market quotations are readily available shall be valued using the NASDAQ Official Closing Price. Securities that are not traded or dealt in any securities exchange (whether domestic or foreign) and for which over-the-counter market quotations are readily available generally shall be valued at the last sale price or, in the absence of a sale, at the mean between the current bid and ask price on such over-the-counter market. Debt securities not traded on an exchange may be valued at prices supplied by a pricing agent(s) based on broker or dealer supplied valuations or matrix pricing, a method of valuing securities by reference to the value of other securities with similar characteristics, such as rating, interest rate and maturity.

If market quotations are not readily available, securities will be valued at their fair market value as determined using the “fair value” procedures approved by the Board. Fair value pricing involves subjective judgments, and it is possible that the fair value determined for a security may be materially different from the value that could be realized upon the sale of that security. The fair value prices can differ from market prices when they become available or when a price becomes available. The Board has delegated execution of these procedures to a fair value team composed of one or more officers from each of the (i) Trust, (ii) administrator, and (iii) adviser and/or subadviser. The team may also enlist third party consultants such as an audit firm or financial officer of a security issuer on an as-needed basis to assist in determining a security-specific fair value. The Board reviews and ratifies the execution of this process and the resultant fair value prices at least quarterly to ensure the process produces reliable results.

The Funds may use independent pricing services to assist in calculating the value of the Funds’ securities. In addition, market prices for foreign securities are not determined at the same time of day as the NAV for the Funds. Because the Funds may invest in underlying ETFs which hold portfolio securities primarily listed on foreign exchanges, and these exchanges may trade on weekends or other days when the underlying ETFs do not price their shares, the value of some of the Funds’ portfolio securities may change on days when you may not be able to buy or sell Fund shares.

In computing the NAV, the Funds value foreign securities held by the Fund at the latest closing price on the exchange in which they are traded immediately prior to the closing of the NYSE. Prices of foreign securities quoted in foreign currencies are translated into U.S. dollars at current rates. If events materially affecting the value of a security in a Fund’s portfolio, particularly foreign securities, occur after the close of trading on a foreign market but before the Fund prices its shares, the security will be valued at fair value. For example, if trading in a portfolio security is halted and does not resume before the Fund calculates its NAV, the Advisor may need to price the security using the Fund’s fair value pricing guidelines. Without a fair value price, short-term traders could take advantage of the arbitrage opportunity and dilute the NAV of long-term investors. Fair valuation of the Funds’ portfolio securities can serve to reduce arbitrage opportunities available to short-term traders, but there is no assurance that fair value pricing policies will prevent dilution of a Fund’s NAV by short term traders. The determination of fair value involves subjective judgments. As a result, using fair value to price a security may result in a price materially different from the prices used by other mutual funds to determine NAV, or from the price that may be realized upon the actual sale of the security.

With respect to any portion of a Fund’s assets that are invested in one or more open-end management investment companies registered under the 1940 Act, the Fund’s NAV is calculated based upon the NAVs of those open-end management investment companies, and the prospectuses for these companies explain the circumstances under which those companies will use fair value pricing and the effects of using fair value pricing.

HOW TO PURCHASE SHARES

Share Classes: This Prospectus describes two classes of shares offered by the Funds: Investor Class and Advisor Class. The Funds offer these classes of shares so that you can choose the class that best suits your investment needs and to provide access to the Funds through various intermediaries. Refer to the information below so that you can choose the class that best suits your investment needs. The main difference between each class are ongoing fees. For information on ongoing distribution fees, see the section entitled **Distribution Fees** in this Prospectus. Each class of shares in a Fund represents interest in the same portfolio of investments within the Fund. There is no investment minimum on reinvested distributions and a Fund may change investment minimums at any time. Each Fund reserves the right to waive sales charges, as described below. The Funds, Adviser and Subadviser may each waive investment minimums at their individual discretion. Not all share classes may be available for purchase in all states.

Factors to Consider When Choosing a Share Class: When deciding which class of shares of a Fund to purchase, you should consider your investment goals and your access to the Funds through various intermediaries. To help you make a determination as to which class of shares to buy, please refer back to the examples of the Fund's expenses over time in the Fees and Expenses of the Fund section in this Prospectus. You also may wish to consult with your financial adviser for advice with regard to which share class would be most appropriate for you.

Investor Class Shares: Investor Class shares of each Fund are offered at their NAV without an initial sales charge. This means that 100% of your initial investment is placed into shares of the Fund. Investor Class shares pay up to 0.25% on an annualized basis of the average daily net assets as reimbursement or compensation for service and distribution-related activities with respect to the Fund and/or shareholder services. Over time, fees paid under this distribution and service plan will increase the cost of an Investor Class shareholder's investment and may cost more than other types of sales charges.

Advisor Class Shares: Advisor Class shares of each Fund are offered at their NAV without an initial sales charge. This means that 100% of your initial investment is placed into shares of the Fund. Advisor Class shares pay up to 1.00% on an annualized basis of the average daily net assets as reimbursement or compensation for service and distribution-related activities with respect to the Fund and/or shareholder services. Over time, fees paid under this distribution and service plan will increase the cost of an Advisor Class shareholder's investment and may cost more than other types of sales charges.

Minimum and Additional Investment Amounts: Except as noted below, the minimum initial and subsequent investment by class of shares for each Fund is:

Class	Initial Investment		Subsequent Investment	
	Regular Account	Retirement Account	Regular Account	Retirement Account
Investor	\$10,000	\$10,000	\$1,000	\$0
Advisor	\$10,000	\$10,000	\$1,000	\$0

The Fund, the Adviser and Subadviser may each waive investment minimums at their individual discretion. There is no minimum investment requirement when you are buying shares by reinvesting dividends and distributions from the Fund.

Purchasing Shares: You may purchase shares of the Funds by sending a completed application form to the following address:

Regular Mail	Express/Overnight Mail
Quantified Fund Name	Quantified Fund Name
c/o Ultimus Fund Solutions, LLC P.O. Box 541150 Omaha, Nebraska 68154	c/o Ultimus Fund Solutions, LLC 4221 North 203 rd Street, Suite 100 Elkhorn, Nebraska 68022

The USA PATRIOT Act requires financial institutions, including the Funds, to adopt certain policies and programs to prevent money-laundering activities, including procedures to verify the identity of customers opening new accounts. As requested on the application, you should supply your full name, date of birth, social security number and permanent street address. Mailing addresses containing a P.O. Box will not be accepted. This information will assist the Funds in verifying your identity. Until such verification is made, the Funds may temporarily limit additional share purchases. In addition, the Funds may limit additional share purchases or close an account if it is unable to verify a shareholder's identity. As required by law, the Funds may employ various procedures, such as comparing the information to fraud databases or requesting additional information or documentation from you, to ensure that the information supplied by you is correct.

Automatic Investment Plan: You may participate in the Funds' Automatic Investment Plan, an investment plan that automatically moves money from your bank account and invests it in the Funds through the use of electronic funds transfers or automatic bank drafts. You may elect to make subsequent investments by transferring a minimum of \$1,000 on specified days of each month into your established Fund account. Please contact the Funds toll-free at 1-855-64-QUANT (1-855-647-8268) for more information about the Automatic Investment Plan.

Purchase through Brokers: You may invest in the Funds through brokers or agents who have entered into selling agreements with the Funds' distributor. The brokers and agents are authorized to receive purchase and redemption orders on behalf of the Funds. Such brokers are authorized to designate other intermediaries to receive purchase and redemption orders on the Funds' behalf. The Funds will be deemed to have received a purchase or redemption order when an authorized broker or its designee receives the order. The broker or agent may set their own initial and subsequent investment minimums. You may be charged a fee if you use a broker or agent to buy or redeem shares of the Funds. Finally, various servicing agents use procedures and impose restrictions that may be in addition to, or different from those applicable to investors purchasing shares directly from the Funds. You should carefully read the program materials provided to you by your servicing agent.

Purchase by Wire: If you wish to wire money to make an investment in the Funds, please call the Funds toll-free at 1-855-64-QUANT (1-855-647-8268) for wiring instructions and to notify the Funds that a wire transfer is coming. Any commercial bank can transfer same-day funds via wire. The Funds will normally accept wired funds for investment on the day received if they are received by the Funds' designated bank before the close of regular trading on the NYSE. Your bank may charge you a fee for wiring same-day funds.

Automated Clearing House (ACH) Purchase: Current shareholders may purchase additional shares via Automated Clearing House ("ACH"). To have this option added to your account, please send a letter to the Fund requesting this option and supply a voided check for the bank account. Only bank accounts held at domestic institutions that are ACH members may be used for these transactions. You may not use ACH transactions for your initial purchase of Fund shares. ACH purchases will be effective at the closing price per share on the business day after the order is placed. The Fund may alter, modify, or terminate this purchase option at any time. Shares purchased by ACH will not be available for redemption until the transactions have cleared. Shares purchased via ACH transfer may take up to 15 days to clear.

Each Fund, however, reserves the right, in its sole discretion, to reject any application to purchase shares. Applications will not be accepted unless they are accompanied by a check drawn on a U.S. bank, thrift institutions, or credit union in U.S. funds for the full amount of the shares to be purchased. After you open an account, you may purchase additional shares by sending a check together with written instructions stating the name(s) on the account and the account number, to the above address. Cash, third party checks (except for properly endorsed IRA rollover checks), counter checks, starter checks, traveler's checks, money orders, credit card checks, and checks drawn on non-U.S. financial institutions will not be accepted. Cashier's checks, bank official checks, and bank money orders are reviewed on a case by-case basis and may be accepted under certain circumstances. Make all checks payable to the relevant Quantified Fund. Redemptions of Shares of the Fund purchased by check may be subject to a hold period until the check has been cleared by the issuing bank. To avoid such holding periods, Shares may be purchased through a broker or by wire, as described in this section.

Note: Ultimus Fund Solutions, LLC, the Funds' transfer agent, will charge a \$25 fee against a shareholder's account, in addition to any loss sustained by a Fund, for any check or electronic payment returned to the transfer agent for insufficient funds.

For shareholder account funds and/or transfers into a Fund, the Fund may accept securities in lieu of cash at the discretion of the Adviser or Subadviser. There may be black-out periods such as near the end of a fiscal quarter or other holding or reporting periods where the Adviser or Subadviser may refuse to accept securities into a Fund from new or existing Shareholders. Any tax issues resulting from the exchange of securities into a Fund in lieu of cash are the responsibility of the shareholder.

When Order is Processed: All shares will be purchased at the NAV per share next determined after the relevant Fund receives your application or request in good order. All requests received in good order by the Fund by the close of regular trading on the NYSE will be processed on that same day. Requests received after the close of regular trading on the NYSE will be processed on the next business day.

Good Order: When making a purchase request, make sure your request is in good order. "Good order" means your purchase request includes:

- the name of the Fund and Class of shares,
- the dollar amount of shares to be purchased,
- a completed purchase application or investment stub and
- check payable to the relevant Fund

Good Order means that your purchase (whether direct or through a financial intermediary) is complete and contains all necessary information; has all supporting documentation (such as trust documents, beneficiary designations, proper signature guarantees, IRA rollover forms, etc.); and is accompanied by sufficient purchase proceeds. An Account Application that is sent to the Fund's transfer agent does not constitute a purchase order until the transfer agent processes the Account Application and receives correct payment by check or wire transfer.

Retirement Plans: You may purchase shares of the Funds for your individual retirement plans. Please call the Funds toll-free at 1-855-64-QUANT (1-855-647-8268) for the most current listing and appropriate disclosure documentation on how to open an individual retirement account.

HOW TO REDEEM SHARES

Redeeming Shares: You may redeem all or any portion of the shares credited to your account by submitting a written request for redemption to:

Regular Mail	Express/Overnight Mail
Quantified Fund Name c/o Ultimus Fund Solutions, LLC P.O. Box 541150 Omaha, Nebraska 68154	Quantified Fund Name c/o Ultimus Fund Solutions, LLC 4221 North 203 rd Street, Suite 100 Elkhorn, Nebraska 68022

Redemptions by Telephone: The telephone redemption privilege is automatically available to all new accounts. If you own an IRA account and wish to redeem by telephone, you will be asked whether or not the Fund should withhold federal income tax. If you do not want the telephone redemption privilege, you must indicate this in the appropriate area on your account application or you must write to the relevant Fund and instruct it to remove this privilege from your account.

The proceeds will be sent by mail to the address designated on your account or wired directly to your existing account in a bank or brokerage firm in the United States as designated on your application. To redeem by telephone, call toll-free 1-855-64-QUANT (1-855-647-8268). During periods of high market activity, you may encounter higher than usual wait times. Please allow sufficient time to ensure that you will be able to complete your telephone transaction prior to market close. Neither the Fund nor its transfer agent will be held liable if you are unable to place your trade due to high call volume. The redemption proceeds normally will be sent by mail or by wire within three business days after receipt of your telephone instructions.

Each Fund reserves the right to suspend the telephone redemption privileges with respect to your account if the name(s) or the address on the account has been changed within the previous 30 days. Neither the Funds, the transfer agent, nor their respective affiliates will be liable for complying with telephone instructions they reasonably believe to be genuine or for any loss, damage, cost or expenses in acting on such telephone instructions and you will be required to bear the risk of any such loss. The Funds or the transfer agent, or both, will employ reasonable procedures to determine that telephone instructions are genuine. If a Fund and/or the transfer agent do not employ these procedures, they may be liable to you for losses due to unauthorized or fraudulent instructions. These procedures may include, among others, requiring forms of personal identification prior to acting upon telephone instructions, providing written confirmation of the transactions and/or recording telephone instructions.

Redemptions through Broker: If shares of a Fund are held by a broker-dealer, financial institution or other servicing agent, you must contact that servicing agent to redeem shares of the Fund. The servicing agent may charge a fee for this service.

Redemptions by Wire: You may request that your redemption proceeds be wired directly to your bank account. The Funds' transfer agent imposes a \$15 fee for each wire redemption and deducts the fee directly from your account. Your bank may also impose a fee for the incoming wire.

Systematic Withdrawal Plan: If your individual accounts, IRA or other qualified plan account have a current account value of at least \$10,000, you may participate in the Funds' Systematic Withdrawal Plan, an investment plan that automatically moves money to your bank account from a Fund through the use of electronic funds transfers. You may elect to make subsequent withdrawals by transfers of a minimum of \$1,000 on specified days of each month into your established bank account. Please contact the Funds toll-free at 1-855-64-QUANT (1-855-647-8268) for more information about the Systematic Withdrawal Plan.

Redeeming Retirement Plans: If you own an IRA or other retirement plan, you must indicate on your redemption request whether the Fund should withhold federal income tax. Unless you elect in your redemption request that you do not want to have federal tax withheld, the redemption will be subject to withholding.

Redemptions in Kind: Each Fund reserves the right to honor requests for redemption or repurchase orders by making payment in whole or in part in readily marketable securities ("redemption in kind") if the amount is greater than (the lesser of) \$250,000 or 1% of the Fund's assets. Each Fund may also use redemption in kind for certain Fund shares held by Reflow. The securities will be chosen by the Fund and valued at the Fund's NAV. A shareholder will be exposed to market risk until these securities are converted to cash and may incur transaction expenses in converting these securities to cash.

When Redemptions are Sent: Once a Fund receives your redemption request in “good order” as described below, it will issue a check based on the next determined NAV following your redemption request. The redemption proceeds normally will be sent by mail or by wire within three business days after receipt of a request in “good order.” If you purchase shares using a check and soon after request a redemption, your redemption proceeds will not be sent until the check used for your purchase has cleared your bank (usually within 10 days of the purchase date).

The Funds typically expect that it will take up to seven days following the receipt of your redemption request to pay out redemption proceeds by check or electronic transfer, except as noted above. The Funds typically expect to pay redemptions from cash, cash equivalents, proceeds from the sale of fund shares including ReFlow, and then from the sale of portfolio securities. Under certain circumstances, as described immediately above, redemption proceeds may be paid in kind rather than in cash. All the redemption payment methods will be used in regular and stressed market conditions.

Good Order: Your redemption request will be processed if it is in “good order.” To be in good order, the following conditions must be satisfied:

- The request should be in writing, unless redeeming by telephone, indicating the number of shares or dollar amount to be redeemed;
- The request must identify your account number;
- The request should be signed by you and any other person listed on the account, exactly as the shares are registered; and
- If you request that the redemption proceeds be sent to a person, bank or an address other than that of record or paid to someone other than the record owner(s), or if the address was changed within the last 30 days, or if the proceeds of a requested redemption exceed \$50,000, the signature(s) on the request must be medallion signature guaranteed by an eligible signature guarantor.

When You Need Medallion Signature Guarantees: If you wish to change the bank or brokerage account that you have designated on your account, you may do so at any time by writing to the relevant Fund with your signature guaranteed. A medallion signature guarantee assures that a signature is genuine and protects you from unauthorized account transfers. You will need your signature guaranteed if:

- you request a redemption to be made payable to a person not on record with the Fund;
- you request that a redemption be mailed to an address other than that on record with the Fund;
- the proceeds of a requested redemption exceed \$50,000;
- any redemption is transmitted to a bank other than the bank of record; or
- your address was changed within 30 days of your redemption request.

Signatures may be guaranteed by any eligible guarantor institution (including banks, brokers and dealers, credit unions, national securities exchanges, registered securities associations, clearing agencies and savings associations). Further documentation will be required to change the designated account if shares are held by a corporation, fiduciary or other organization. *A notary public cannot guarantee signatures.*

Low Balances: If at any time your account balance in the relevant Fund falls below \$5,000 (\$1,000 with respect to the Quantified STF Fund), the Fund may notify you that, unless the account is brought up to at least \$5,000 (\$1,000 with respect to the Quantified STF Fund) within 60 days of the notice, your account could be closed. After the notice period, the Fund may redeem all of your shares and close your account by sending you a check to the address of record. Your account will not be closed if the account balance drops below \$5,000 (\$1,000 with respect to the Quantified STF Fund) due to a decline in NAV.

Unclaimed Property: An account may be turned over as unclaimed property to the investor’s last known state of tax resident if the account is deemed “inactive” or “lost” during the time frame specified within the applicable state’s unclaimed property laws. Investors who are residents of the state of Texas may designate a representative to receive legislatively required unclaimed property due to diligence notifications. A Texas Designation of Representative Form is available for making such an election.

Special Situations: There are certain times when you may be unable to sell shares of a Fund, or proceeds may be delayed. This may occur during emergencies, unusual market conditions or when the Fund cannot determine the value of its assets or sell its holdings. The Fund reserves the right to reject any purchase order or suspend the offering of its shares. Generally, the Fund may reject a purchase if it is disruptive to the efficient management of the Fund. The Fund may also refuse purchase requests from individuals or groups who have not been approved by the Fund's Sub-Adviser.

Financial Intermediaries: Certain transactions through a financial intermediary may not be deemed in good order if such a financial intermediary failed to notify a Fund of such trade or trades before 4:00 p.m. Eastern Time. In particular, financial intermediaries that transact in shares of the Fund through the Fund/SERV[®] system (a system used by mutual funds to settle purchases and redemptions of mutual fund shares) must, in many cases, notify the Fund of trades before placing them in the Fund/SERV[®] system. In the event that a financial intermediary transacts in shares of the Fund through the Fund/SERV[®] system without notifying the Fund of such trades in advance, such transaction may be deemed not to have been received in good order. In practice, this means that confirmation from a financial intermediary is not binding on the Fund. In the event that a trade is deemed not to have been received in good form, for whatever reason, a purchase, redemption, or exchange request may be rejected or canceled and, in the event of a redemption which is canceled, the Fund shall have a right to a return of proceeds. Cancellation of a trade is processed at the NAV at which the trade was originally received and is completed as soon as practical, ordinarily the next business day. Please contact your financial intermediary to determine how it processes transactions in shares of the Fund.

FREQUENT PURCHASES AND REDEMPTIONS OF FUND SHARES

The Funds discourage and do not accommodate market timing that they consider abusive (i.e., trading for short-term speculation). Frequent trading into and out of a Fund can harm all Fund shareholders by disrupting the Fund's investment strategies, increasing Fund expenses, decreasing tax efficiency, and diluting the value of shares held by long-term shareholders. The Funds are designed for long-term investors and is not intended for disruptive market timing trading activities. Accordingly, the Trust's Board has approved policies that seek to curb these disruptive activities while recognizing that shareholders may have a legitimate need to adjust their Fund investments as their financial needs or circumstances change. The Funds currently use several methods to reduce the risk of disruptive market timing. The Funds include the Subadviser's use of the Funds as asset allocation tools for its other clients as a legitimate, non-abusive reason for buying and redeeming Fund shares. The Funds currently use several methods to reduce the risk of disruptive market timing. These methods include:

- Committing staff to review, on a continuing basis, recent trading activity in order to identify trading activity that may be contrary to a Fund's "Market Timing Trading Policy;" and
- Reject or limit specific purchase requests; and
- Reject purchase requests from certain investors; and

Though these methods involve judgments that are inherently subjective and involve some selectivity in their application, the Funds seek to make judgments and applications that are consistent with the interests of each Fund's shareholders.

Based on the frequency of redemptions in your account, the Adviser, Subadviser or transfer agent may in its sole discretion determine that your trading activity is detrimental to a Fund as described in the Fund's Market Timing Trading Policy and elect to reject or limit the amount, number, frequency, or method for requesting future purchases into the Fund. The Funds reserve the right to reject or restrict purchase requests for any reason, particularly when the shareholder's trading activity suggests that the shareholder may be engaged in disruptive market timing trading activities. Neither the Funds nor the Adviser nor Subadviser will be liable for any losses resulting from rejected purchase orders. The Adviser or Subadviser may also bar an investor who has violated these policies (and the investor's financial advisor) from opening new accounts with a Fund.

Although the Funds attempt to limit disruptive trading activities, some investors use a variety of strategies to hide their identities and their trading practices. There can be no guarantee that a Fund will be able to identify or limit these activities. Omnibus account arrangements are common forms of holding shares of a Fund. While each Fund will encourage financial intermediaries to apply the Fund's Market Timing Trading Policy to their customers who invest indirectly in the Fund, each Fund is limited in its ability to monitor the trading activity or enforce the Fund's Market Timing Trading Policy with respect to customers of financial intermediaries. For example, should it occur, a Fund may not be able to detect market timing that may be facilitated by financial intermediaries or made difficult to identify in the omnibus accounts used by those intermediaries for aggregated purchases, exchanges, and redemptions on behalf of all their customers. More specifically, unless the financial intermediaries have the ability to apply a Fund's Market Timing Trading Policy to their customers through such methods as implementing short-term trading limitations or restrictions and monitoring trading activity for what might be disruptive market timing, the Fund may not be able to determine whether trading by customers of financial intermediaries is contrary to the Fund's Market Timing Trading Policy. Brokers maintaining omnibus accounts with a Fund have agreed to provide shareholder transaction information to the extent known to the broker to the Fund upon request. If a Fund or its transfer agent or shareholder servicing agent suspects there is disruptive market timing activity in the account, the Fund will seek full cooperation from the service provider maintaining the account to identify the underlying participant. At the request of the Adviser or Subadviser, the service providers may take immediate action to stop any further short-term trading by such participants. The Reflow liquidity program is not subject to the market timing limits described above.

TAX STATUS, DIVIDENDS AND DISTRIBUTIONS

Any sale or exchange of a Fund's shares may generate tax liability (unless you are a tax-exempt investor, or your investment is in a qualified retirement account). When you redeem your shares, you may realize a taxable gain or loss. This is measured by the difference between the proceeds of the sale and the tax basis for the shares you sold. (To aid in computing your tax basis, you generally should retain your account statements for the period that you hold shares in a Fund.)

Each Fund intends to distribute substantially all of its net investment income at least annually and net capital gains annually. Both distributions will be reinvested in shares of the relevant Fund unless you elect to receive cash. Dividends from net investment income (including any excess of net short-term capital gain over net long-term capital loss) are taxable to investors as ordinary income, while distributions of net capital gain (the excess of net long-term capital gain over net short-term capital loss) are generally taxable as long-term capital gain, regardless of your holding period for the shares. Any dividends or capital gain distributions you receive from a Fund will normally be taxable to you when made, regardless of whether you reinvest dividends or capital gain distributions or receive them in cash. Certain dividends or distributions declared in October, November or December will be taxed to shareholders as if received in December if they are paid during the following January. Each year the Funds will inform you of the amount and type of your distributions. IRAs and other qualified retirement plans are exempt from federal income taxation until retirement proceeds are paid out to the participant.

Your redemptions of Fund shares may result in a capital gain or loss for federal tax purposes. A capital gain or loss on your investment is the difference between the cost of your shares, including any sales charges, and the amount you receive when you sell them.

The Fund must report to the IRS and furnish to shareholders the cost basis information for shares purchased and sold. The Fund has chosen average cost as its standing (default) tax lot identification method for all shareholders, which means this is the method the Fund will use to determine which specific shares are deemed to be sold when there are multiple purchases on different dates at differing NAVs, and the entire position is not sold at one time. Shareholders may, however, choose a method other than the Fund's standing method at the time of their purchase or upon sale of covered shares. Shareholders should consult their tax advisors to determine the best IRS-accepted cost basis method for their tax situation and to obtain more information about how cost basis reporting applies to them. Shareholders also should carefully review the cost basis information provided to them by the Fund and make any additional basis, holding period or other adjustments that are required when reporting these amounts on their federal income tax returns.

On the account application, you will be asked to certify that your social security number or taxpayer identification number is correct and that you are not subject to backup withholding for failing to report income to the IRS. If you are subject to backup withholding or you did not certify your taxpayer identification number, the IRS requires a Fund to withhold a percentage of any dividend, redemption or exchange proceeds. Each Fund reserves the right to reject any application that does not include a certified social security or taxpayer identification number. If you do not have a social security number, you should indicate on the purchase form that your application to obtain a number is pending. Each Fund is required to withhold taxes if a number is not delivered to the Fund within seven days.

This summary is not intended to be and should not be construed to be legal or tax advice. You should consult your own tax advisers to determine the tax consequences of owning a Fund's shares.

DISTRIBUTION OF SHARES

Distributor:

Ceros Financial Services, Inc. ("Ceros"), 1445 Research Blvd., Suite 530, Rockville, MD 20850, is the distributor for the shares of the Funds. Ceros is a registered broker-dealer and member of the Financial Industry Regulatory Authority, Inc. ("FINRA"). Ceros and the Adviser are affiliates due to common ownership. Shares of the Funds are offered on a continuous basis.

Distribution Fees:

Each Fund has adopted Distribution Plans pursuant to Rule 12b-1 (each a "Plan") under the 1940 Act with respect to the sale and distribution of Investor Class and Advisor shares of the Fund. Pursuant to the Plans, a Fund pays the Fund's distributor an annual fee for distribution and shareholder servicing expenses of 0.25% of the Fund's average daily net assets attributable to the Investor Class shares and 1.00% of the Fund's average daily net assets attributable to the Advisor Class shares. A portion of the fee payable pursuant to the Plans, equal to up to 0.25% of the average daily net assets, may be characterized as a service fee as such term is defined under Rule 2341 of the FINRA Conduct Rules. A service fee includes payment made for personal service and/or the maintenance of shareholder accounts. Because 12b-1 fees are paid out of a Fund's assets on an on-going basis, over time these fees will increase the cost of your investment and may cost you more than paying other types of sales charges. You should be aware that if you hold your Advisor Class shares for a substantial period of time, you may indirectly pay more than the economic equivalent of the maximum front-end sales charge allowed by FINRA due to the recurring nature of distribution (12b-1) fees.

Additional Compensation to Financial Intermediaries:

The Funds' distributor, its affiliates, and the Funds' Adviser and Subadviser and their affiliates may, at their own expense and out of their own assets including their legitimate profits from Fund-related activities, provide additional cash payments to financial intermediaries who sell shares of a Fund. Financial intermediaries include brokers, financial planners, banks, insurance companies, retirement or 401(k) plan administrators and others. These payments are generally made to financial intermediaries that provide shareholder or administrative services, or marketing support. Marketing support may include access to sales meetings, sales representatives and financial intermediary management representatives, inclusion of a Fund on a sales list, including a preferred or select sales list, or other sales programs. These payments also may be made as an expense reimbursement in cases where the financial intermediary provides shareholder services to Fund shareholders. The distributor may, from time to time, provide promotional incentives to certain investment firms. Such incentives may, at the distributor's discretion, be limited to investment firms who allow their individual selling representatives to participate in such additional compensation.

Householding:

To reduce expenses, the Funds mail only one copy of the Prospectus and each class specific Tailored Shareholder Report annual and semi-annual reports to those addresses shared by two or more accounts. If you wish to receive individual copies of these documents, or the annual and semi-annual reports, please call the Funds toll-free at 1-855-64-QUANT (1-855-647-8268) on days the Funds are open for business or contact your financial institution. The Funds will begin sending you individual copies thirty days after receiving your request.

FINANCIAL HIGHLIGHTS

The financial highlights tables are intended to help you understand the financial performance of the Funds for the period of the Funds' operations. Certain information reflects financial results for a single Investor Class share and a single Adviser Class share. The total returns in the table represent the rate that an investor would have earned (or lost) on an investment in each of the Investor Class shares of the Funds and the Adviser Class shares (assuming reinvestment if all dividends and distributions). This information for the Funds has been derived from the financial statements audited by the Funds' Independent Registered Public Accounting Firm, Cohen & Company, Ltd., whose report, along with the Funds' financial statements, is included in the Funds' June 30, 2024 annual report, which is available upon request and is incorporated by reference in the SAI. The annual and semi-annual Tailored Shareholder Reports for the Funds are also available on the Funds' website at <https://advisorspreferred.com/public/quantified-funds> or on the SEC's website at www.sec.gov.

Quantified Managed Income Fund

The table sets forth financial data for one share of beneficial interest outstanding throughout each year.

	Investor Class				
	Year Ended June 30,				
	2024	2023	2022	2021	2020
Net asset value, beginning of year	\$ 8.30	\$ 8.65	\$ 8.79	\$ 9.04	\$ 9.75
Activity from investment operations:					
Net investment income (loss) ⁽¹⁾	0.29	0.23	0.08	0.06	0.15
Net realized and unrealized gain (loss) on investments, futures and distributions from underlying investment companies	(0.15)	(0.54)	(0.16)	(0.23)	(0.64)
Total from investment operations	0.14	(0.31)	(0.08)	(0.17)	(0.49)
Distributions to Shareholders:					
Net investment income	(0.37)	(0.04)	(0.06)	(0.08)	(0.16)
Net realized gains	—	—	—	—	(0.06)
Total distributions	(0.37)	(0.04)	(0.06)	(0.08)	(0.22)
Net asset value, end of year	\$ 8.07	\$ 8.30	\$ 8.65	\$ 8.79	\$ 9.04
Total return ⁽²⁾	1.62%	(3.53)%	(0.90)%	(1.92)%	(5.19)%
Net assets, end of year (in 000s)	\$ 102,968	\$ 133,422	\$ 208,199	\$ 124,443	\$ 72,543
Ratios/Supplemental Data:					
Ratio of expenses to average net assets ⁽³⁾	1.35%	1.33%	1.31%	1.41%	1.43%
Ratio of net investment income (loss) to average net assets ^(3,4)	3.55%	2.68%	0.88%	0.70%	1.59%
Portfolio turnover rate	718%	802%	820%	619%	794%

(1) Per share amounts calculated using the average shares method, which more appropriately presents the per share data for the year.

(2) Total return shown assumes the reinvestment of all distributions.

(3) The ratios of expenses to average net assets and net investment income (loss) to average net assets do not reflect the expenses of the underlying investment companies in which the Fund invests.

(4) Recognition of net investment income (loss) by the Fund is affected by the timing and declaration of dividends by the underlying investment companies in which the Fund invests.

FINANCIAL HIGHLIGHTS (continued)

Quantified Managed Income Fund

The table sets forth financial data for one share of beneficial interest outstanding throughout each year.

	Advisor Class				
	Year Ended June 30,				
	2024	2023	2022	2021	2020
Net asset value, beginning of year	\$ 8.35	\$ 8.70	\$ 8.83	\$ 9.07	\$ 9.70
Activity from investment operations:					
Net investment income (loss) ⁽¹⁾	0.24	0.19	0.04	(0.02)	0.09
Net realized and unrealized gain (loss) on investments, futures and distributions from underlying investment companies	(0.16)	(0.54)	(0.17)	(0.22)	(0.64)
Total from investment operations	0.08	(0.35)	(0.13)	(0.24)	(0.55)
Distributions to Shareholders:					
Net investment income	(0.21)	—	—	—	(0.02)
Net realized gains	—	—	—	—	(0.06)
Total distributions	(0.21)	—	—	—	(0.08)
Net asset value, end of year	\$ 8.22	\$ 8.35	\$ 8.70	\$ 8.83	\$ 9.07
Total return ⁽²⁾	0.99%	(4.02)%	(1.47)%	(2.65)%	(5.76)%
Net assets, end of year (in 000s)	\$ 9	\$ 23	\$ 17	\$ 27	\$ 523
Ratios/Supplemental Data:					
Ratio of expenses to average net assets ⁽³⁾	1.94%	1.93%	1.91%	2.02%	2.03%
Ratio of net investment income (loss) to average net assets ^(3,4)	2.92%	2.21%	0.44%	(0.25)%	0.96%
Portfolio turnover rate	718%	802%	820%	619%	794%

(1) Per share amounts calculated using the average shares method, which more appropriately presents the per share data for the year.

(2) Total return shown assumes the reinvestment of all distributions.

(3) The ratios of expenses to average net assets and net investment income (loss) to average net assets do not reflect the expenses of the underlying investment companies in which the Fund invests.

(4) Recognition of net investment income (loss) by the Fund is affected by the timing and declaration of dividends by the underlying investment companies in which the Fund invests.

FINANCIAL HIGHLIGHTS (continued)

Quantified Market Leaders Fund

The table sets forth financial data for one share of beneficial interest outstanding throughout each year.

	Investor Class				
	Year Ended June 30,				
	2024	2023	2022	2021	2020
Net asset value, beginning of year	\$ 10.11	\$ 9.12	\$ 16.20	\$ 11.02	\$ 9.38
Activity from investment operations:					
Net investment income (loss) ⁽¹⁾	0.13	0.08	(0.01)	(0.01)	0.00 ⁽²⁾
Net realized and unrealized gain (loss) on investments, futures, swaps and underlying investment companies	1.25	0.91	(3.88)	6.46	1.64
Total from investment operations	1.38	0.99	(3.89)	6.45	1.64
Distributions to Shareholders:					
Net investment income	(0.20)	—	(0.19)	(0.03)	—
Net realized gains	—	—	(3.00)	(1.24)	—
Total distributions	(0.20)	—	(3.19)	(1.27)	—
Net asset value, end of year	\$ 11.29	\$ 10.11	\$ 9.12	\$ 16.20	\$ 11.02
Total return ⁽³⁾	13.88%	10.86%	(28.64)%	60.94%	17.48%
Net assets, end of year (in 000s)	\$ 184,306	\$ 179,967	\$ 234,197	\$ 360,780	\$ 139,415
Ratios/Supplemental Data:					
Ratio of expenses to average net assets ⁽⁴⁾	1.34%	1.32%	1.30%	1.40%	1.42%
Ratio of net investment income (loss) to average net assets ^(4,5)	1.25%	0.83%	(0.08)%	(0.07)%	(0.05)%
Portfolio turnover rate	1289%	1592%	1058%	568%	727%

(1) Per share amounts calculated using the average shares method, which more appropriately presents the per share data for the year.

(2) Represents less than \$0.01 per share.

(3) Total returns shown assumes the reinvestment of all distributions.

(4) The ratios of expenses to average net assets and net investment income (loss) to average net assets do not reflect the expenses of the underlying investment companies in which the Fund invests.

(5) Recognition of net investment income (loss) by the Fund is affected by the timing and declaration of dividends by the underlying investment companies in which the Fund invests.

FINANCIAL HIGHLIGHTS (continued)

Quantified Market Leaders Fund

The table sets forth financial data for one share of beneficial interest outstanding throughout each year.

	Advisor Class				
	Year Ended June 30,				
	2024	2023	2022	2021	2020
Net asset value, beginning of year	\$ 9.90	\$ 8.98	\$ 15.92	\$ 10.87	\$ 9.30
Activity from investment operations:					
Net investment income (loss) ⁽¹⁾	0.05	0.02	(0.08)	(0.19)	(0.06)
Net realized and unrealized gain (loss) on investments, futures, swaps and underlying investment companies	1.24	0.90	(3.83)	6.48	1.63
Total from investment operations	1.29	0.92	(3.91)	6.29	1.57
Distributions to Shareholders:					
Net investment income	(0.15)	—	(0.03)	—	—
Net realized gains	—	—	(3.00)	(1.24)	—
Total distributions	(0.15)	—	(3.03)	(1.24)	—
Net asset value, end of year	\$ 11.04	\$ 9.90	\$ 8.98	\$ 15.92	\$ 10.87
Total return ⁽²⁾	13.14%	10.25%	(29.09)%	60.23%	16.88%
Net assets, end of year (in 000s)	\$ 166	\$ 165	\$ 151	\$ 189	\$ 649
Ratios/Supplemental Data:					
Ratio of expenses to average net assets ⁽³⁾	1.94%	1.93%	1.90%	2.00%	2.03%
Ratio of net investment income (loss) to average net assets ^(3,4)	0.53%	0.23%	(0.67)%	(1.48)%	(0.65)%
Portfolio turnover rate	1289%	1592%	1058%	568%	727%

(1) Per share amounts calculated using the average shares method, which more appropriately presents the per share data for the year.

(2) Total returns shown assumes the reinvestment of all distributions.

(3) The ratios of expenses to average net assets and net investment income (loss) to average net assets do not reflect the expenses of the underlying investment companies in which the Fund invests.

(4) Recognition of net investment income (loss) by the Fund is affected by the timing and declaration of dividends by the underlying investment companies in which the Fund invests

FINANCIAL HIGHLIGHTS (continued)

Quantified Alternative Investment Fund

The table sets forth financial data for one share of beneficial interest outstanding throughout each year.

	Investor Class				
	Year Ended June 30,				
	2024	2023	2022	2021	2020
Net asset value, beginning of year	\$ 9.17	\$ 9.49	\$ 10.92	\$ 8.62	\$ 9.48
Activity from investment operations:					
Net investment income (loss) ⁽¹⁾	0.11	0.22	0.18	(0.04)	0.07
Net realized and unrealized gain (loss) on investments, futures and underlying investment companies	0.53 ⁽⁵⁾	(0.39)	(0.34)	2.34	(0.79)
Total from investment operations	0.64	(0.17)	(0.16)	2.30	(0.72)
Distributions to Shareholders:					
Net investment income	(0.32)	(0.15)	(0.16)	—	(0.14)
Net realized gains	—	—	(1.11)	—	—
Total distributions	(0.32)	(0.15)	(1.27)	—	(0.14)
Net asset value, end of year	\$ 9.49	\$ 9.17	\$ 9.49	\$ 10.92	\$ 8.62
Total return ⁽²⁾	7.17%	(1.71)%	(1.99)%	26.68%	(7.76)%
Net assets, end of year (in 000s)	\$ 26,773	\$ 6,546	\$ 10,458	\$ 8,627	\$ 7,533
Ratios/Supplemental Data:					
Ratio of gross expenses to average net assets ⁽³⁾	1.50%	1.57%	1.33%	1.56%	1.46%
Ratio of net expenses to average net assets ⁽³⁾	1.43%	1.49%	1.33%	1.56%	1.46%
Ratio of net investment income (loss) to average net assets ^(3,4)	1.13%	2.39%	1.77%	(0.43)%	0.74%
Portfolio turnover rate	571%	971%	1321%	1031%	570%

- (1) Per share amounts calculated using the average shares method, which more appropriately presents the per share data for the year or period.
- (2) Total returns shown assumes the reinvestment of all distributions.
- (3) The ratios of expenses to average net assets and net investment income (loss) to average net assets do not reflect the expenses of the underlying investment companies in which the Fund invests.
- (4) Recognition of net investment income (loss) by the Fund is affected by the timing and declaration of dividends by the underlying investment companies in which the Fund invests.
- (5) Net realized and unrealized gain on investments per share are balancing amounts necessary to reconcile the change in net asset value per share for the period and may not reconcile with aggregate gains (losses) in the Statements of Operations due to the timing of share transactions in relation to fluctuating market values for the year.

FINANCIAL HIGHLIGHTS (continued)

Quantified Alternative Investment Fund

The table sets forth financial data for one share of beneficial interest outstanding throughout each year.

	Advisor Class				
	Year Ended June 30,				
	2024	2023	2022	2021	2020
Net asset value, beginning of year	\$ 9.03	\$ 9.32	\$ 10.72	\$ 8.51	\$ 9.35
Activity from investment operations:					
Net investment income (loss) ⁽¹⁾	0.15	0.15	0.16	(0.05)	(0.05)
Net realized and unrealized gain (loss) on investments, futures and underlying investment companies	0.42 ⁽⁵⁾	(0.36)	(0.37)	2.26	(0.71)
Total from investment operations	0.57	(0.21)	(0.21)	2.21	(0.76)
Distributions to Shareholders:					
Net investment income	(0.23)	(0.08)	(0.08)	—	(0.08)
Net realized gains	—	—	(1.11)	—	—
Total distributions	(0.23)	(0.08)	(1.19)	—	(0.08)
Net asset value, end of year	\$ 9.37	\$ 9.03	\$ 9.32	\$ 10.72	\$ 8.51
Total return ⁽²⁾	6.54%	(2.24)%	(2.45)%	25.97%	(8.26)%
Net assets, end of year (in 000s)	\$ 66	\$ 71	\$ 70	\$ 82	\$ 62
Ratios/Supplemental Data:					
Ratio of gross expenses to average net assets ⁽³⁾	2.16%	2.19%	1.94%	2.24%	2.14%
Ratio of net expenses to average net assets ⁽³⁾	2.10%	2.11%	1.94%	2.24%	2.14%
Ratio of net investment income (loss) to average net assets ^(3,4)	1.66%	1.68%	1.58%	(0.49)%	(0.57)%
Portfolio turnover rate	571%	971%	1321%	1031%	570%

- (1) Per share amounts calculated using the average shares method, which more appropriately presents the per share data for the year or period.
- (2) Total returns shown assumes the reinvestment of all distributions.
- (3) The ratios of expenses to average net assets and net investment income (loss) to average net assets do not reflect the expenses of the underlying investment companies in which the Fund invests.
- (4) Recognition of net investment income (loss) by the Fund is affected by the timing and declaration of dividends by the underlying investment companies in which the Fund invests.
- (5) Net realized and unrealized gain on investments per share are balancing amounts necessary to reconcile the change in net asset value per share for the period and may not reconcile with aggregate gains (losses) in the Statements of Operations due to the timing of share transactions in relation to fluctuating market values for the year.

FINANCIAL HIGHLIGHTS (continued)

Quantified STF Fund

The table sets forth financial data for one share of beneficial interest throughout each year.

	Investor Class				
	Year Ended June 30,				
	2024	2023	2022	2021	2020
Net asset value, beginning of year	\$ 13.23	\$ 11.52	\$ 17.12	\$ 13.64	\$ 9.51
Activity from investment operations:					
Net investment income (loss) ⁽¹⁾	0.33	0.08	(0.19)	(0.19)	0.01
Net realized and unrealized gain (loss) on investments, futures and underlying investment companies	4.88	1.63	(1.74)	6.95	4.18
Total from investment operations	5.21	1.71	(1.93)	6.76	4.19
Distributions to Shareholders:					
Net investment income	(0.15)	—	—	0.00 ⁽²⁾	(0.06)
Net realized gains	—	—	(3.67)	(3.28)	—
Total distributions	(0.15)	—	(3.67)	(3.28)	(0.06)
Net asset value, end of year	\$ 18.29	\$ 13.23	\$ 11.52	\$ 17.12	\$ 13.64
Total return ⁽³⁾	39.67%	14.84%	(18.23)% ⁽⁶⁾	51.86%	44.17%
Net assets, end of year (in 000s)	\$ 249,510	\$ 210,778	\$ 140,559	\$ 177,970	\$ 70,861
Ratios/Supplemental Data:					
Ratio of expenses to average net assets ⁽⁴⁾	1.60%	1.58%	1.55%	1.66%	1.68%
Ratio of net investment income (loss) to average net assets ^(4,5)	2.30%	0.74%	(1.18)%	(1.16)%	0.05%
Portfolio turnover rate	38%	102%	168%	238%	91%

(1) Per share amounts calculated using the average shares method, which more appropriately presents the per share data for the year

(2) Represents less than \$0.01 per share.

(3) Total returns shown assumes the reinvestment of all distributions.

(4) The ratios of expenses to average net assets and net investment income (loss) to average net assets do not reflect the expenses of the underlying investment companies in which the Fund invests.

(5) Recognition of net investment income (loss) by the Fund is affected by the timing and declaration of dividends by the underlying investment companies in which the Fund invests.

(6) Includes adjustments in accordance with accounting principles generally accepted in the United States and consequently the net asset value for financial reporting purposes and the returns based upon those net asset values may differ from the net asset values and returns for shareholder transactions.

FINANCIAL HIGHLIGHTS (continued)

Quantified STF Fund

The table sets forth financial data for one share of beneficial interest throughout each year.

	Advisor Class				
	Year Ended June 30,				
	2024	2023	2022	2021	2020
Net asset value, beginning of year	\$ 12.53	\$ 10.98	\$ 16.55	\$ 13.34	\$ 9.31
Activity from investment operations:					
Net investment income (loss) ⁽¹⁾	0.24	0.01	(0.28)	(0.28)	(0.07)
Net realized and unrealized gain (loss) on investments, futures and underlying investment companies	4.61	1.54	(1.62)	6.77	4.10
Total from investment operations	4.85	1.55	(1.90)	6.49	4.03
Distributions to Shareholders:					
Net investment income	(0.06)	—	—	—	—
Net realized gains	—	—	(3.67)	(3.28)	—
Total distributions	(0.06)	—	(3.67)	(3.28)	—
Net asset value, end of year	\$ 17.32	\$ 12.53	\$ 10.98	\$ 16.55	\$ 13.34
Total return ⁽²⁾	38.84%	14.12% ⁽⁵⁾	(18.72)%	50.87%	43.29%
Net assets, end of year (in 000s)	\$ 443	\$ 229	\$ 302	\$ 566	\$ 456
Ratios/Supplemental Data:					
Ratio of expenses to average net assets ⁽³⁾	2.20%	2.18%	2.15%	2.27%	2.28%
Ratio of net investment income (loss) to average net assets ^(3,4)	1.73%	0.10%	(1.79)%	(1.74)%	(0.65)%
Portfolio turnover rate	38%	102%	168%	238%	91%

(1) Per share amounts calculated using the average shares method, which more appropriately presents the per share data for the year.

(2) Total Returns shown assumes the reinvestment of distributions.

(3) The ratios of expenses to average net assets and net investment income (loss) to average net assets do not reflect the expenses of the underlying investment companies in which the Fund invests.

(4) Recognition of net investment income (loss) by the Fund is affected by the timing and declaration of dividends by the underlying investment companies in which the Fund invests.

(5) Includes adjustments in accordance with accounting principles generally accepted in the United States and consequently the net asset value for financial reporting purposes and the returns based upon those net asset values may differ from the net asset values and returns for shareholder transactions.

FINANCIAL HIGHLIGHTS (continued)

Quantified Tactical Fixed Income Fund

The table sets forth financial data for one share of beneficial interest outstanding throughout each year or period.

	Investor Class				Period Ended June 30, 2020 ⁽¹⁾
	Year Ended June 30,				
	2024	2023	2022	2021	
Net asset value, beginning of year or period	\$ 7.91	\$ 9.13	\$ 9.99	\$ 10.95	\$ 10.00
Activity from investment operations:					
Net investment income (loss) ⁽²⁾	0.12	0.06	(0.12)	(0.14)	(0.02)
Net realized and unrealized gain (loss) on investments, futures and swaps	(0.54)	(1.28)	(0.74)	(0.59)	1.18
Total from investment operations	(0.42)	(1.22)	(0.86)	(0.73)	1.16
Distributions to Shareholders:					
Net investment income	(0.01)	—	—	—	(0.03)
Net realized gains	—	—	—	(0.23)	(0.18)
Return of capital	—	—	—	(0.00) ⁽⁸⁾	—
Total distributions	(0.01)	—	—	(0.23)	(0.21)
Net asset value, end of year or period	\$ 7.48	\$ 7.91	\$ 9.13	\$ 9.99	\$ 10.95
Total return ⁽³⁾	(5.36)%	(13.36)%	(8.61)%	(6.83)%	11.84% ⁽⁴⁾
Net assets, end of year or period (in 000s)	\$ 52,344	\$ 113,315	\$ 152,863	\$ 172,596	\$ 86,168
Ratios/Supplemental Data:					
Ratio of expenses to average net assets ⁽⁶⁾	1.61%	1.58%	1.56%	1.66%	1.67% ⁽⁵⁾
Ratio of net investment income (loss) to average net assets ^(6,7)	1.63%	0.72%	(1.20)%	(1.31)%	(0.23)% ⁽⁵⁾
Portfolio turnover rate	14%	85%	121%	121%	177% ⁽⁴⁾

(1) The Fund commenced operations on September 13, 2019.

(2) Per share amounts calculated using the average shares method, which more appropriately presents the per share data for the year or period.

(3) Total returns shown assumes the reinvestment of all distributions.

(4) Not Annualized.

(5) Annualized.

(6) The ratios of expenses to average net assets and net investment income (loss) to average net assets do not reflect the expenses of the underlying investment companies in which the Fund invests.

(7) Recognition of net investment income (loss) by the Fund is affected by the timing and declaration of dividends by the underlying investment companies in which the Fund invests.

(8) Represents less than \$0.01 per share.

CONSOLIDATED FINANCIAL HIGHLIGHTS

Quantified Evolution Plus Fund

The table sets forth financial data for one share of beneficial interest outstanding throughout each year or period.

	Investor Class				Period Ended June 30, 2020 ⁽¹⁾
	Year Ended June 30,				
	2024	2023	2022	2021	
Net asset value, beginning of year or period	\$ 7.45	\$ 7.97	\$ 9.87	\$ 8.90	\$ 10.00
Activity from investment operations:					
Net investment income (loss) ⁽²⁾	0.21	0.12	(0.12)	(0.13)	(0.04)
Net realized and unrealized gain (loss) on investments, futures and swaps	0.12	(0.63)	(0.50)	1.32	(1.05)
Total from investment operations	0.33	(0.51)	(0.62)	1.19	(1.09)
Distributions to Shareholders:					
Net investment income	(1.43)	(0.01)	—	(0.22)	(0.01)
Net realized gains	—	—	(1.28)	—	(0.00) ⁽⁸⁾
Total distributions	(1.43)	(0.01)	(1.28)	(0.22)	(0.01)
Net asset value, end of year or period	\$ 6.35	\$ 7.45	\$ 7.97	\$ 9.87	\$ 8.90
Total return ⁽³⁾	6.18%	(6.46)%	(8.32)%	13.50%	(10.87)% ⁽⁴⁾
Net assets, end of year or period (in 000s)	\$ 22,963	\$ 49,294	\$ 141,943	\$ 58,744	\$ 25,442
Ratios/Supplemental Data:					
Ratio of expenses to average net assets ⁽⁶⁾	1.65%	1.59%	1.56%	1.66%	1.68% ⁽⁵⁾
Ratio of net investment income (loss) to average net assets ^(6,7)	3.04%	1.56%	(1.26)%	(1.37)%	(0.53)% ⁽⁵⁾
Portfolio turnover rate	329%	635%	514%	594%	437% ⁽⁴⁾

(1) The Fund commenced operations on September 30, 2019.

(2) Per share amounts calculated using the average shares method, which more appropriately presents the per share data for the year or period.

(3) Total returns shown assumes the reinvestment of all distributions.

(4) Not Annualized.

(5) Annualized.

(6) The ratios of expenses to average net assets and net investment income (loss) to average net assets do not reflect the expenses of the underlying investment companies in which the Fund invests.

(7) Recognition of net investment income (loss) by the Fund is affected by the timing and declaration of dividends by the underlying investment companies in which the Fund invests.

(8) Represents less than \$0.01 per share.

FINANCIAL HIGHLIGHTS (continued)

Quantified Common Ground Fund

The table sets forth financial data for one share of beneficial interest outstanding throughout each year or period.

	Investor Class				Period Ended June 30, 2020 ⁽¹⁾
	Year Ended June 30,				
	2024	2023	2022	2021	
Net asset value, beginning of year or period	\$ 13.10	\$ 12.92	\$ 12.81	\$ 9.37	\$ 10.00
Activity from investment operations:					
Net investment income (loss) ⁽²⁾	0.04	0.05	0.04	(0.10)	(0.01)
Net realized and unrealized gain (loss) on investments	2.34	0.13 ⁽⁹⁾	0.84	3.73	(0.62)
Total from investment operations	2.38	0.18	0.88	3.63	(0.63)
Distributions to Shareholders:					
Net investment income	(0.03)	—	—	—	—
Net realized gains	—	—	(0.77)	(0.19)	—
Total distributions	(0.03)	—	(0.77)	(0.19)	—
Net asset value, end of year or period	\$ 15.45	\$ 13.10	\$ 12.92	\$ 12.81	\$ 9.37
Total return ⁽³⁾	18.19%	1.39%	6.35% ⁽⁶⁾	38.99%	(6.30)% ⁽⁴⁾
Net assets, end of year or period (in 000s)	\$ 179,720	\$ 100,992	\$ 43,520	\$ 51,981	\$ 19,972
Ratios/Supplemental Data:					
Ratio of expenses to average net assets ⁽⁷⁾	1.71%	1.77%	1.68%	1.78%	1.74% ⁽⁵⁾
Ratio of net investment income (loss) to average net assets ^(7,8)	0.25%	0.39%	0.31%	(0.86)%	(0.12)% ⁽⁵⁾
Portfolio turnover rate	860%	1063%	1382%	1001%	484% ⁽⁴⁾

(1) The Fund commenced operations on December 27, 2019.

(2) Per share amounts calculated using the average shares method, which more appropriately presents the per share data for the year or period.

(3) Total returns shown assumes the reinvestment of all distributions.

(4) Not Annualized.

(5) Annualized.

(6) Includes adjustments in accordance with accounting principles generally accepted in the United States and consequently the net asset value for financial reporting purposes and the returns based upon those net asset values may differ from the net asset values and returns for shareholder transactions.

(7) The ratios of expenses to average net assets and net investment income (loss) to average net assets do not reflect the expenses of the underlying investment companies in which the Fund invests.

(8) Recognition of net investment income (loss) by the Fund is affected by the timing and declaration of dividends by the underlying investment companies in which the Fund invests.

(9) Net Realized and unrealized gain on investments per share are balancing amounts necessary to reconcile the change in net asset value per share for the period and may not reconcile with aggregate gains (losses) in the Statements of Operations due to the timing of share transactions in relation to fluctuating market values for the year.

FINANCIAL HIGHLIGHTS (continued)

Quantified Pattern Recognition Fund

The table sets forth financial data for one share of beneficial interest outstanding throughout each year or period.

	Investor Class				Period Ended June 30, 2020 ⁽¹⁾
	Year Ended June 30,				
	2024	2023	2022	2021	
Net asset value, beginning of year or period	\$ 11.24	\$ 8.32	\$ 13.42	\$ 10.49	\$ 10.00
Activity from investment operations:					
Net investment income (loss) ⁽²⁾	0.37	0.21	(0.13)	(0.13)	(0.00) ⁽⁶⁾
Net realized and unrealized gain (loss) on investments and futures	(0.03)	2.72	(1.94)	3.08	0.90
Total from investment operations	0.34	2.93	(2.07)	2.95	0.90
Distributions to Shareholders:					
Net investment income	(0.40)	(0.01)	—	—	(0.02)
Net realized gains	—	—	(3.03)	(0.02)	(0.39)
Total distributions	(0.40)	(0.01)	(3.03)	(0.02)	(0.41)
Net asset value, end of year or period	\$ 11.18	\$ 11.24	\$ 8.32	\$ 13.42	\$ 10.49
Total return ⁽³⁾	3.45%	35.28%	(21.49)%	28.21%	8.90% ⁽⁷⁾
Net assets, end of year or period (in 000s)	\$ 31,057	\$ 61,401	\$ 18,290	\$ 70,953	\$ 20,138
Ratios/Supplemental Data:					
Ratio of gross expenses to average net assets ⁽⁴⁾	1.64%	1.62%	1.55%	1.67%	1.69% ⁽⁸⁾
Ratio of net expenses to average net assets ⁽⁴⁾	1.61%	1.59%	1.55%	1.67%	1.69% ⁽⁸⁾
Ratio of net investment income (loss) to average net assets ^(4,5)	3.33%	2.17%	(1.17)%	(1.12)%	(0.01)% ⁽⁸⁾
Portfolio turnover rate	135%	3.14%	495%	226%	244% ⁽⁷⁾

(1) The Fund commenced operations on August 30, 2019.

(2) Per share amounts calculated using the average shares method, which more appropriately presents the per share data for the year or period.

(3) Total returns shown assumes the reinvestment of all distributions.

(4) The ratios of expenses to average net assets and net investment income (loss) to average net assets do not reflect the expenses of the underlying investment companies in which the Fund invests.

(5) Recognition of net investment income (loss) by the Fund is affected by the timing and declaration of dividends by the underlying investment companies in which the Fund invests.

(6) Represents less than \$0.01 per share

(7) Not Annualized

(8) Annualized.

FINANCIAL HIGHLIGHTS (continued)

Quantified Tactical Sectors Fund

The table sets forth financial data for one share of beneficial interest outstanding throughout each year or period.

	Investor Class			Period Ended June 30, 2021 ⁽¹⁾
	Year Ended June 30,			
	2024	2023	2022	
Net asset value, beginning of year or period	\$ 6.69	\$ 5.85	\$ 10.56	\$ 10.00
Activity from investment operations:				
Net investment income (loss) ⁽²⁾	0.05	0.03	(0.05)	(0.02)
Net realized and unrealized gain (loss) on investments	0.61	0.82	(4.41)	0.58
Total from investment operations	0.66	0.85	(4.46)	0.56
Distributions to Shareholders:				
Net investment income	(0.39)	(0.01)	—	—
Net realized gains	—	—	(0.25)	—
Total distributions	(0.39)	(0.01)	(0.25)	—
Net asset value, end of year or period	\$ 6.96	\$ 6.69	\$ 5.85	\$ 10.56
Total return ⁽³⁾	10.58%	14.58%	(42.89)%	5.60% ⁽⁴⁾
Net assets, end of year or period (in 000s)	\$ 64,875	\$ 69,952	\$ 75,230	\$ 54,251
Ratios/Supplemental Data:				
Ratio of expenses to average net assets ⁽⁶⁾	1.61%	1.58%	1.56%	1.62% ⁽⁵⁾
Ratio of net investment income (loss) to average net assets ^(6,7)	0.70%	0.54%	(0.70)%	(0.66)% ⁽⁵⁾
Portfolio turnover rate	1130%	1223%	1392%	205% ⁽⁴⁾

(1) The Fund commenced operations on March 4, 2021.

(2) Per share amounts calculated using the average shares method, which more appropriately presents the per share data for the year or period.

(3) Total returns shown assumes the reinvestment of all distributions.

(4) Not Annualized.

(5) Annualized.

(6) The ratios of expenses to average net assets and net investment income (loss) to average net assets do not reflect the expenses of the underlying investment companies in which the Fund invests.

(7) Recognition of net investment income (loss) by the Fund is affected by the timing and declaration of dividends by the underlying investment companies in which the Fund invests.

FINANCIAL HIGHLIGHTS (continued)

Quantified Government Income Tactical Fund

The table sets forth financial data for one share of beneficial interest outstanding throughout each year or period.

	Investor Class			
	Year Ended June 30,			Period Ended
	2024	2023	2022	June 30,
	2021⁽¹⁾			
Net asset value, beginning of year or period	\$ 8.08	\$ 9.46	\$ 10.09	\$ 10.00
Activity from investment operations:				
Net investment income (loss) ⁽²⁾	0.25	0.13	(0.12)	(0.03)
Net realized and unrealized gain (loss) on investments, futures and underlying investment companies	(0.98)	(1.51)	(0.37)	0.12
Total from investment operations	(0.73)	(1.38)	(0.49)	0.09
Distributions to Shareholders:				
Net investment income	(0.40)	—	—	—
Net realized gains	—	—	(0.14)	—
Total distributions	(0.40)	—	(0.14)	—
Net asset value, end of year or period	\$ 6.95	\$ 8.08	\$ 9.46	\$ 10.09
Total return ⁽³⁾	(9.02)%	(14.59)%	(5.05)%	0.90% ⁽⁴⁾
Net assets, end of year or period (in 000s)	\$ 27,681	\$ 43,195	\$ 66,188	\$ 6,947
Ratios/Supplemental Data:				
Ratio of gross expenses to average net assets ⁽⁶⁾	1.65%	1.61%	1.56%	1.63% ⁽⁵⁾
Ratio of net expenses to average net assets ⁽⁶⁾	1.62%	1.59%	1.56%	1.63% ⁽⁵⁾
Ratio of net investment income (loss) to average net assets ^(6,7)	3.36%	1.49%	(1.15)%	(1.28)% ⁽⁵⁾
Portfolio turnover rate	86%	593%	766%	98% ⁽⁴⁾

(1) The Fund commenced operations on April 15, 2021.

(2) Per share amounts calculated using the average shares method, which more appropriately presents the per share data for the year or period.

(3) Total returns shown assumes the reinvestment of all distributions.

(4) Not Annualized.

(5) Annualized.

(6) The ratios of expenses to average net assets and net investment income (loss) to average net assets do not reflect the expenses of the underlying investment companies in which the Fund invests.

(7) Recognition of net investment income (loss) by the Fund is affected by the timing and declaration of dividends by the underlying investment companies in which the Fund invests.

FINANCIAL HIGHLIGHTS (continued)

Quantified Rising Dividend Tactical Fund

The table sets forth financial data for one share of beneficial interest outstanding throughout each year or period.

	Investor Class			
	Year Ended June 30,			Period Ended
	2024	2023	2022	June 30, 2021 ⁽¹⁾
Net asset value, beginning of year or period	\$ 7.75	\$ 8.58	\$ 10.24	\$ 10.00
Activity from investment operations:				
Net investment income ⁽²⁾	0.07	0.04	0.01	0.00 ⁽⁶⁾
Net realized and unrealized gain (loss) on investments, futures and underlying investment companies	1.10	(0.67)	(1.62)	0.24
Total from investment operations	1.17	(0.63)	(1.61)	0.24
Distributions to Shareholders:				
Net investment income	(0.05)	—	(0.05)	—
Net realized gains	—	(0.20)	—	—
Total distributions	(0.05)	(0.20)	(0.05)	—
Net asset value, end of year or period	\$ 8.87	\$ 7.75	\$ 8.58	\$ 10.24
Total return ⁽³⁾	15.19%	(7.28)%	(15.80)%	2.40% ⁽⁴⁾
Net assets, end of year or period (in 000s)	\$ 37,617	\$ 30,446	\$ 27,418	\$ 21,578
Ratios/Supplemental Data:				
Ratio of gross expenses to average net assets ⁽⁷⁾	1.64%	1.65%	1.59%	1.58% ⁽⁵⁾
Ratio of net expenses to average net assets ⁽⁷⁾	1.61%	1.62%	1.59%	1.58% ⁽⁵⁾
Ratio of net investment income to average net assets ^(7,8)	0.81%	0.51%	0.11%	0.11% ⁽⁵⁾
Portfolio turnover rate	173%	469%	288%	0% ⁽⁴⁾

(1) The Fund commenced operations on April 14, 2021.

(2) Per share amounts calculated using the average shares method, which more appropriately presents the per share data for the year or period.

(3) Total returns shown assumes the reinvestment of all distributions.

(4) Not Annualized.

(5) Annualized.

(6) Represents less than \$0.01 per share.

(7) The ratios of expenses to average net assets and net investment income to average net assets do not reflect the expenses of the underlying investment companies in which the Fund invests.

(8) Recognition of net investment income by the Fund is affected by the timing and declaration of dividends by the underlying investment companies in which the Fund invests.

FINANCIAL HIGHLIGHTS (continued)

Quantified Global Fund

The table sets forth financial data for one share of beneficial interest outstanding throughout the period.

	Investor Class
	Period Ended
	June 30, 2024⁽¹⁾
Net asset value, beginning of period	\$ 10.00
Activity from investment operations:	
Net investment income ⁽²⁾	0.12
Net realized and unrealized gain on investments	0.66
Total from investment operations	0.78
Net asset value, end of period	\$ 10.78
Total return ⁽³⁾	7.80% ⁽⁴⁾
Net assets, end of period (in 000s)	\$ 7,293
Ratios/Supplemental Data:	
Ratio of gross expenses to average net assets ⁽⁶⁾	1.84% ⁽⁵⁾
Ratio of net expenses to average net assets ⁽⁶⁾	1.73% ⁽⁵⁾
Ratio of net investment income to average net assets ^(6,7)	2.01% ⁽⁵⁾
Portfolio turnover rate	524% ⁽⁴⁾

(1) The Fund commenced operations on November 29, 2023.

(2) Per share amounts calculated using the average shares method, which more appropriately presents the per share data for the period.

(3) Total returns shown assumes the reinvestment of all distributions.

(4) Not Annualized.

(5) Annualized.

(6) The ratios of expenses to average net assets and net investment income to average net assets do not reflect the expenses of the underlying investment companies in which the Fund invests.

(7) Recognition of net investment income by the Fund is affected by the timing and declaration of dividends by the underlying investment companies in which the Fund invests.

Quantified Eckhardt Managed Futures Strategy Fund

The Fund had not commenced operations as of June 30, 2024.

Privacy Notice

REV. MAY 2014

FACTS WHAT DOES ADVISORS PREFERRED TRUST DO WITH YOUR PERSONAL INFORMATION?

Why? Financial companies choose how they share your personal information. Federal law gives consumers the right to limit some but not all sharing. Federal law also requires us to tell you how we collect, share, and protect your personal information. Please read this notice carefully to understand what we do.

What? The types of personal information we collect and share depend on the product or service you have with us. This information can include:

- Social Security number
- Assets
- Retirement Assets
- Transaction History
- Checking Account Information
- Purchase History
- Account Balances
- Account Transactions
- Wire Transfer Instructions

When you are *no longer* our customer, we continue to share your information as described in this notice.

How? All financial companies need to share customers' personal information to run their everyday business. In the section below, we list the reasons financial companies can share their customers' personal information; the reasons Advisors Preferred Trust chooses to share; and whether you can limit this sharing.

Reasons we can share your personal information	Does Advisors Preferred Trust share?	Can you limit this sharing?
For our everyday business purposes – such as to process your transactions, maintain your account(s), respond to court orders and legal investigations, or report to credit bureaus	Yes	No
For our marketing purposes – to offer our products and services to you	No	We don't share
For joint marketing with other financial companies	No	We don't share
For our affiliates' everyday business purposes – information about your transactions and experiences	No	We don't share
For our affiliates' everyday business purposes – information about your creditworthiness	No	We don't share
For nonaffiliates to market to you	No	We don't share

Who we are

Who is providing this notice? Advisors Preferred Trust

What we do

How does Advisors Preferred Trust protect my personal information?

To protect your personal information from unauthorized access and use, we use security measures that comply with federal law. These measures include computer safeguards and secured files and buildings.

Our service providers are held accountable for adhering to strict policies and procedures to prevent any misuse of your nonpublic personal information.

How does Advisors Preferred Trust collect my personal information?

We collect your personal information, for example, when you

- Open an account
- Provide account information
- Give us your contact information
- Make deposits or withdrawals from your account
- Make a wire transfer
- Tell us where to send the money
- Tells us who receives the money
- Show your government-issued ID
- Show your driver's license

We also collect your personal information from other companies.

Why can't I limit all sharing?

Federal law gives you the right to limit only

- Sharing for affiliates' everyday business purposes – information about your creditworthiness
- Affiliates from using your information to market to you
- Sharing for nonaffiliates to market to you

State laws and individual companies may give you additional rights to limit sharing.

Definitions

Affiliates

Companies related by common ownership or control. They can be financial and nonfinancial companies.

- *Advisors Preferred Trust does not share with our affiliates.*

Nonaffiliates

Companies not related by common ownership or control. They can be financial and nonfinancial companies.

- *Advisors Preferred Trust does not share with nonaffiliates so they can market to you.*

Joint marketing

A formal agreement between nonaffiliated financial companies that together market financial products or services to you.

- *Advisors Preferred Trust doesn't jointly market.*

QUANTIFIED FUNDS

Adviser	Advisors Preferred LLC 1445 Research Blvd., Suite 530 Rockville, MD 20850	Distributor	Ceros Financial Services, Inc. 1445 Research Blvd., Suite 530 Rockville, MD 20850
Subadviser	Flexible Plan Investments, Ltd. 3883 Telegraph Road, Suite 100 Bloomfield Hills, MI 48302	Legal Counsel	Thompson Hine LLP 41 South High Street, 17th Floor Columbus, OH 43215
Independent Registered Public Accounting Firm	Cohen & Company, Ltd. 1835 Market Street, Suite 310 Philadelphia, PA 19103	Transfer Agent	Ultimus Fund Solutions, LLC 4221 North 203rd St., Suite 100 Elkhorn, NE 68022
Custodian	U.S. Bank N.A. 425 Walnut Street Cincinnati, OH 45202		

Additional information about the Funds is included in the Funds' SAI dated November 1, 2024. The SAI is incorporated into this Prospectus by reference (i.e., legally made a part of this Prospectus). The SAI provides more details about the Funds' policies and management. Additional information about each Fund's investments is available in the Funds' Tailored Shareholder Reports, Annual and Semi-Annual Reports to Shareholders (i.e. financial statements). In the Funds' Annual Report, you will find a discussion of the market conditions and investment strategies that significantly affected each Fund's performance during its last fiscal year.

To obtain a free copy of the SAI and the Annual and Semi-Annual Reports to Shareholders, or other information about the Funds, or to make shareholder inquiries about the Funds, please call toll-free 1-855-64-QUANT (1-855-647-8268) or visit www.advisorspreferred.com. You may also write to:

<p>Regular Mail</p> <p>Quantified Funds c/o Ultimus Fund Solutions, LLC P.O. Box 541150 Omaha, NE 68154</p>	<p>Express/Overnight Mail</p> <p>Quantified Funds c/o Ultimus Fund Solutions, LLC 4221 North 203rd St., Suite 100 Elkhorn, NE 68022</p>
---	--

Reports and other information about the Fund are available on the EDGAR Database on the SEC's Internet site at <http://www.sec.gov>. Copies of the information may be obtained, after paying a duplicating fee, by electronic request at the following E-mail address: publicinfo@sec.gov, or by writing the Public Reference Section, Securities and Exchange Commission, Washington, D.C. 20549-1520.