

Donoghue Forlines Momentum VIT Fund

Class 1

Semi-Annual Shareholder Report - June 30, 2024

Fund Overview

This semi-annual shareholder report contains important information about Donoghue Forlines Momentum VIT Fund for the period of January 1, 2024 to June 30, 2024. You can find additional information about the Fund at www.donoghueforlinesfunds.com. You can also request this information by contacting us at 1-877-779-7462.

What were the Fund's costs for the last six months?

(based on a hypothetical \$10,000 investment)

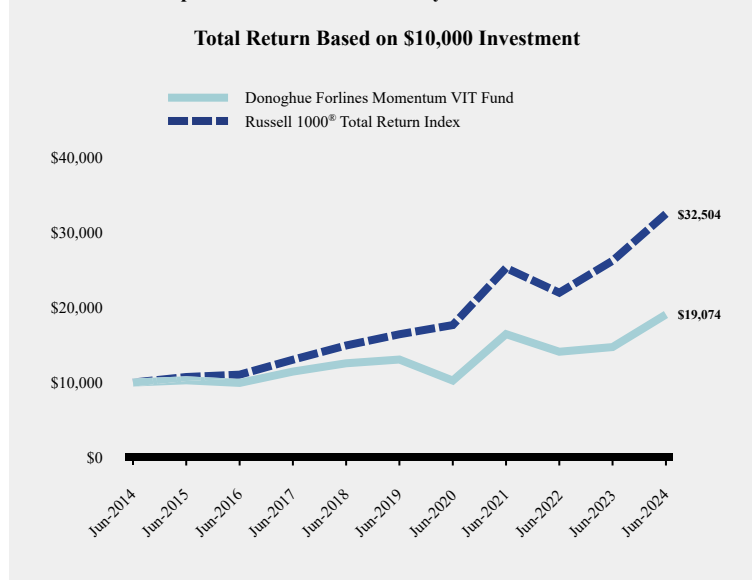
Class Name	Costs of a \$10,000 investment	Costs paid as a percentage of a \$10,000 investment
Class 1	\$78	1.56%

How did the Fund perform during the reporting period?

The performance of the Fund over the past six months was driven by the rally in equity markets, specifically the rally in growth and momentum stocks. The Fund was 100% allocated to equities for the entire period and took advantage of the environment. Stock selection, engineered by our proprietary quantitative methodology, played a large role in the performance of the Fund. Growth and momentum categories outperformed during the time period.

During the six months ended June 30, 2024, the performance of the Fund did not deviate from Managers expectations. The Fund is designed to protect against capital destroying downside.

How has the Fund performed over the last ten years?



Average Annual Total Returns

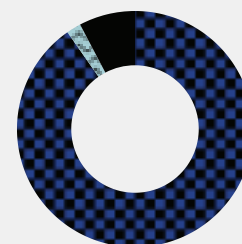
	6 Months	1 Year	5 Years	10 Years
Donoghue Forlines Momentum VIT Fund	19.60%	29.49%	7.86%	6.67%
Russell 1000 Total Return Index	14.24%	23.88%	14.61%	12.51%

The Fund's past performance is not a good predictor of how the Fund will perform in the future. The graph and table do not reflect the deduction of taxes that a shareholder would pay on fund distributions or redemption of fund shares.

Fund Statistics

Net Assets	\$68,625,227
Number of Portfolio Holdings	52
Advisory Fee	\$326,375
Portfolio Turnover	97%

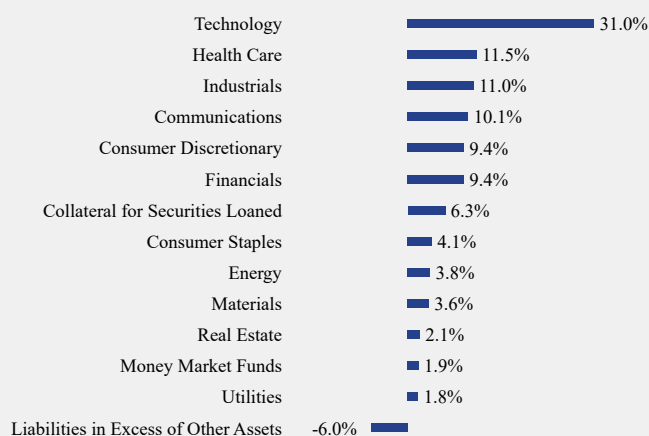
Asset Weighting (% of total investments)



Common Stocks 90.3%
Reit 2.0%
Short-Term Investments 7.7%

What did the Fund invest in?

Sector Weighting (% of net assets)



Top 10 Holdings (% of net assets)

Holding Name	% of Net Assets
Crowdstrike Holdings, Inc. - Class A	2.3%
Broadcom, Inc.	2.3%
Arista Networks, Inc.	2.3%
Palo Alto Networks, Inc.	2.2%
Lam Research Corporation	2.2%
NVIDIA Corporation	2.2%
Iron Mountain, Inc.	2.1%
Applied Materials, Inc.	2.1%
KLA Corporation	2.1%
Meta Platforms, Inc. - Class A	2.1%

Material Fund Changes

No material changes occurred during the period ended June 30, 2024.

Donoghue Forlines Momentum VIT Fund - Class 1

Semi-Annual Shareholder Report - June 30, 2024

Where can I find additional information about the Fund?

Additional information is available on the Fund's website (www.donoghueforlinesfunds.com), including its:

- Prospectus
- Financial information
- Holdings
- Proxy voting information